

QUARTERLY PHYSICAL REPORT OF OPERATION
As of March 31, 2025

Department : State Universities and Colleges (SUCs)
Agency/Entity : Davao Oriental State University
Operating Unit : < not applicable >
Organization Code (UACS) : 08 097 0000000

Particulars	UACS CODE	Physical Target (Budget Year)					Physical Accomplishment (Budget Year)					Variance as of March 31, 2025	Remarks
		1st Quarter	2nd Quarter	3rd Quarter	4th Quarter	Total	1st Quarter	2nd Quarter	3rd Quarter	4th Quarter	Total		
1	2	3	4	5	6	7	8	9	10	11	12	13	14
HIGHER EDUCATION PROGRAM	310100000000000												
OO : Relevant and quality tertiary education ensured to achieve inclusive growth and access of poor but deserving students to quality tertiary education increased													
Outcome Indicator(s)													
1. Percentage of first-time licensure exam takers that pass the licensure exams			71.02%	71.02%	71.02%	71.02%							
2. Percentage of graduates (2 years prior) that are employed					66.99%	66.99%							
Output Indicator(s)													
1. Percentage of undergraduate students enrolled in CHED-identified and RDC-identified priority programs				60.00%		60.00%							
2. Percentage of undergraduate programs with accreditation					90.91%	90.91%							
RESEARCH PROGRAM	320200000000000												
OO : Higher education research improved to promote economic productivity and innovation													
Outcome Indicator(s)													
1. Number of research outputs in the last three years utilized by the industry or by other beneficiaries					6	6							
Output Indicator(s)													
1. Number of research outputs completed within the year		1	1	10	4	16	1				1		
2. Percentage of research outputs published in internationally-refereed or CHED recognized journal within the year					26.47%	26.47%							


QUARTERLY PHYSICAL REPORT OF OPERATION
As of March 31, 2025

Department : State Universities and Colleges (SUCs)
Agency/Entity : Davao Oriental State University
Operating Unit : < not applicable >
Organization Code (UACS) : 08 097 0000000

Particulars	UACS CODE	Physical Target (Budget Year)					Physical Accomplishment (Budget Year)					Variance as of March 31, 2025	Remarks
		1st Quarter	2nd Quarter	3rd Quarter	4th Quarter	Total	1st Quarter	2nd Quarter	3rd Quarter	4th Quarter	Total		
TECHNICAL ADVISORY EXTENSION PROGRAM	3301000000000000												
OO : Community engagement increased													
Outcome Indicator(s)													
1. Number of active partnerships with LGUs, industries, NGOs, NGAs, SMEs, and other stakeholders as a result of extension activities		4	4	4	4	16	4				4		
Output Indicator(s)													
1. Number of trainees weighted by the length of training		500	1250	1250	400	3400	505				505	5	
2. Number of extension programs organized and supported consistent with the SUC's mandated and priority programs		10	10	10	10	40	10				10		
3. Percentage of beneficiaries who rate the training course/s as satisfactory or higher in terms of quality and relevance		94%	94%	94%	94%	94.00%	94% (475/505)				94% (475/505)		

This report was generated using the Unified Reporting System on April 21, 2025 9:26 AM; Status : SUBMITTED


Prepared By:


RAY JOHN A. SALIMACO, Ph.D
Planning Services Head/Planning Officer III


In coordination with:


RHIO D. GALLEGO
Budget Officer III

Reviewed by:


DR. ROY M. PADILLA
Vice President for Adm. Affairs & Finance

Approved By:


ROY G. PONCE, Ed.D
SUC President III