

STATEMENT OF APPROVED BUDGET, UTILIZATIONS, DISBURSEMENTS AND BALANCES FOR TRUST RECEIPTS
 (for Implementing Agency use only)
 As at the Quarter Ending December 31, 2024

Department : State Universities and Colleges (SUCs)
 Agency : Davao Oriental State College of Science and Technology
 Operating Unit : N/A
 Organization Code (UACS) :
 Funding Source Code (as clustered): 07 - Trust Receipts

/	Inter Agency Fund Transfer
	Grants and Donations (Less than 12 months)

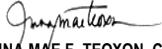
Source Agencies and Projects	UACS CODE	Approved Budget			Utilizations					Disbursements					Balances		
		Approved Budgeted Revenue/	Adjust ments	Adjusted Budgeted Revenue	1st Quarter Ending March 31	2nd Quarter Ending June 30	3rd Quarter Ending Sept. 30	4th Quarter Ending Oct. 31	Total	1st Quarter Ending March 31	2nd Quarter Ending June 30	3rd Quarter Ending Sept. 30	4th Quarter Ending Oct. 31	Total	Unutilized Budget	Unpaid Utilizations (10-19) = (17+18)	
				5=[3+(-)4]	6	7	8	9	10=(6+7+8+9)	11	12	13	14	15=(11+12+13+14)	16=(5-10)	17	18
Project Title 13 : INTEGRATED APPROACH IN MANAGEMENT OF MAJOR BIODIVERSITY CORRIDORS IN THE PHILIPPINES OR BD CORRIDOR PROJECT - EASTERN MINDANAO BIODIVERSITY CORRIDOR		6,000,000.00		6,000,000.00	-	-	784,067.41	2,137,099.65	2,921,167.06	-	-	670,517.64	1,391,266.17	2,061,783.81	3,078,832.94	859,383.25	
PS		139,300.00		139,300.00	-	-	-	139,300.00	139,300.00	-	-	-	139,300.00	139,300.00	-	-	
MOOE		5,860,700.00		5,860,700.00	-	-	784,067.41	1,997,799.65	2,781,867.06	-	-	670,517.64	1,251,966.17	1,922,483.81	3,078,832.94	859,383.25	
CO		-		-	-	-	-	-	-	-	-	-	-	-	-	-	
GRAND TOTAL		34,675,963.91	-	34,675,963.91	1,607,306.69	4,080,123.09	3,297,219.77	7,317,426.29	16,302,075.84	374,123.05	2,157,958.49	2,673,821.10	9,699,381.93	14,905,284.57	18,373,888.07	1,396,791.27	-
PS		2,511,710.00	-	2,511,710.00	224,400.00	87,600.00	479,400.00	604,800.00	1,396,200.00	224,400.00	87,600.00	479,400.00	604,800.00	1,396,200.00	1,115,510.00	-	-
MOOE		24,421,500.04	-	24,421,500.04	184,006.69	1,042,523.09	2,582,739.77	6,362,626.29	10,171,895.84	149,723.05	871,458.49	2,194,421.10	5,559,501.93	8,775,104.57	14,249,604.20	1,396,791.27	-
CO		7,742,753.87	-	7,742,753.87	1,198,900.00	2,950,000.00	235,080.00	350,000.00	4,733,980.00	-	1,198,900.00	-	3,535,080.00	4,733,980.00	3,008,773.87	-	-


Certified Correct:


Recommending Approval

Approved by:


 RHIO D. GALLEGO
 Budget Officer II


 ANNA MAE F. TEOXON, CPA
 Accountant II


 MARIA LUISA S. TALABOC
 Supervising Administrative Officer


 ROY G. PONCE, Ed.D
 SUC President III