

MONTHLY REPORT OF DISBURSEMENTS
For the month of October 2024

Department : State Universities and Colleges (SUCs)
Agency/Entity : Davao Oriental State University
Operating Unit : < not applicable >
Organization Code (UACS) : 08 097 0000000
Fund Cluster : 01 - Regular Agency Fund
(e.g. UACS Fund Cluster: 01-Regular Agency Fund, 02-Foreign Assisted Projects Fund, 03-Special Account-Locally Funded/Domestic Grants Fund, etc.)

Particulars	Current Year Budget					Prior Year's Budget											SUB-TOTAL	Trust Liabilities				Grand Total					Remarks	
	PS	MOOE	FinEx	CO	TOTAL	Prior Year's Accounts Payable					Current Year's Accounts					TOTAL		PS	MOOE	CO	TOT AL	PS	MOOE	Fin Ex	CO	TOTAL		
						PS	MOOE	FinEx	CO	Sub-Total	PS	MOO	Fin	CO	Sub-													17=(11+16)
						7	8	9	10	11=(7+8+9+10)	12	13	14	15	16=													
1	2	3	4	5	6=(2+3+4+5)	7	8	9	10	11=(7+8+9+10)	12	13	14	15	16=	17=(11+16)	18=(6+17)	19	20	21	22=(23	24	25	26	27=(23+24+25+26)	28	
CASH DISBURSEMENTS	15,573,199.27	2,423,235.25	0.00	8,013,557.52	26,009,992.04	0.00	0.00	0.00	2,226,835.99	2,226,835.99	0.00	0.00	0.00	0.00	0.00	2,226,835.99	28,236,828.03	0.00	0.00	0.00	0.00	15,573,199.27	2,423,235.25	0.00	10,240,393.51	28,236,828.03		
Notice of Cash Allocation (NCA)	15,573,199.27	2,423,235.25	0.00	8,013,557.52	26,009,992.04	0.00	0.00	0.00	2,226,835.99	2,226,835.99	0.00	0.00	0.00	0.00	0.00	2,226,835.99	28,236,828.03	0.00	0.00	0.00	0.00	15,573,199.27	2,423,235.25	0.00	10,240,393.51	28,236,828.03		
MDS Checks Issued	258,215.89	49,000.63	0.00	6,173,502.48	6,480,719.00	0.00	0.00	0.00	2,176,850.75	2,176,850.75	0.00	0.00	0.00	0.00	0.00	2,176,850.75	8,657,569.75	0.00	0.00	0.00	0.00	258,215.89	49,000.63	0.00	8,350,353.23	8,657,569.75		
Advice to Debit Account	15,314,983.38	2,374,234.62	0.00	1,840,055.04	19,529,273.04	0.00	0.00	0.00	49,985.24	49,985.24	0.00	0.00	0.00	0.00	0.00	49,985.24	19,579,258.28	0.00	0.00	0.00	0.00	15,314,983.38	2,374,234.62	0.00	1,890,040.28	19,579,258.28		
Notice of Transfer Allocations (NTA)	0.00	0.00	0.00	0.00	0.00	0.00	0.00	0.00	0.00	0.00	0.00	0.00	0.00	0.00	0.00	0.00	0.00	0.00	0.00	0.00	0.00	0.00	0.00	0.00	0.00	0.00	0.00	
MDS Checks Issued	0.00	0.00	0.00	0.00	0.00	0.00	0.00	0.00	0.00	0.00	0.00	0.00	0.00	0.00	0.00	0.00	0.00	0.00	0.00	0.00	0.00	0.00	0.00	0.00	0.00	0.00	0.00	
Advice to Debit Account	0.00	0.00	0.00	0.00	0.00	0.00	0.00	0.00	0.00	0.00	0.00	0.00	0.00	0.00	0.00	0.00	0.00	0.00	0.00	0.00	0.00	0.00	0.00	0.00	0.00	0.00	0.00	
Working Fund for FAPs	0.00	0.00	0.00	0.00	0.00	0.00	0.00	0.00	0.00	0.00	0.00	0.00	0.00	0.00	0.00	0.00	0.00	0.00	0.00	0.00	0.00	0.00	0.00	0.00	0.00	0.00	0.00	
Cash Disbursement Ceiling (CDC)	0.00	0.00	0.00	0.00	0.00	0.00	0.00	0.00	0.00	0.00	0.00	0.00	0.00	0.00	0.00	0.00	0.00	0.00	0.00	0.00	0.00	0.00	0.00	0.00	0.00	0.00	0.00	
TOTAL CASH DISBURSEMENTS	15,573,199.27	2,423,235.25	0.00	8,013,557.52	26,009,992.04	0.00	0.00	0.00	2,226,835.99	2,226,835.99	0.00	0.00	0.00	0.00	0.00	2,226,835.99	28,236,828.03	0.00	0.00	0.00	0.00	15,573,199.27	2,423,235.25	0.00	10,240,393.51	28,236,828.03		
NON-CASH DISBURSEMENTS	1,678,240.01	56,476.68	0.00	148,186.82	1,882,903.51	0.00	0.00	0.00	0.00	0.00	0.00	0.00	0.00	0.00	0.00	0.00	1,882,903.51	0.00	0.00	0.00	0.00	1,678,240.01	56,476.68	0.00	148,186.82	1,882,903.51		
Tax Remittance Advices Issued (TRA)	1,678,240.01	56,476.68	0.00	148,186.82	1,882,903.51	0.00	0.00	0.00	0.00	0.00	0.00	0.00	0.00	0.00	0.00	0.00	1,882,903.51	0.00	0.00	0.00	0.00	1,678,240.01	56,476.68	0.00	148,186.82	1,882,903.51		
Non-Cash Availment Authority (NCAA)	0.00	0.00	0.00	0.00	0.00	0.00	0.00	0.00	0.00	0.00	0.00	0.00	0.00	0.00	0.00	0.00	0.00	0.00	0.00	0.00	0.00	0.00	0.00	0.00	0.00	0.00	0.00	
Disbursements effected through outright deductions from claims (lease specific)	0.00	0.00	0.00	0.00	0.00	0.00	0.00	0.00	0.00	0.00	0.00	0.00	0.00	0.00	0.00	0.00	0.00	0.00	0.00	0.00	0.00	0.00	0.00	0.00	0.00	0.00	0.00	
Overpayment of expenses (e.g. personnel benefits)	0.00	0.00	0.00	0.00	0.00	0.00	0.00	0.00	0.00	0.00	0.00	0.00	0.00	0.00	0.00	0.00	0.00	0.00	0.00	0.00	0.00	0.00	0.00	0.00	0.00	0.00	0.00	
Restitution for loss of government property	0.00	0.00	0.00	0.00	0.00	0.00	0.00	0.00	0.00	0.00	0.00	0.00	0.00	0.00	0.00	0.00	0.00	0.00	0.00	0.00	0.00	0.00	0.00	0.00	0.00	0.00	0.00	
Liquidated damages and similar claims	0.00	0.00	0.00	0.00	0.00	0.00	0.00	0.00	0.00	0.00	0.00	0.00	0.00	0.00	0.00	0.00	0.00	0.00	0.00	0.00	0.00	0.00	0.00	0.00	0.00	0.00	0.00	
Others (TEF, BTr, Documentary Stamp Tax, etc.)	0.00	0.00	0.00	0.00	0.00	0.00	0.00	0.00	0.00	0.00	0.00	0.00	0.00	0.00	0.00	0.00	0.00	0.00	0.00	0.00	0.00	0.00	0.00	0.00	0.00	0.00	0.00	
TOTAL NON-CASH DISBURSEMENTS	1,678,240.01	56,476.68	0.00	148,186.82	1,882,903.51	0.00	0.00	0.00	0.00	0.00	0.00	0.00	0.00	0.00	0.00	0.00	1,882,903.51	0.00	0.00	0.00	0.00	1,678,240.01	56,476.68	0.00	148,186.82	1,882,903.51		
GRAND TOTAL	17,251,439.28	2,479,711.93	0.00	8,161,744.34	27,892,895.55	0.00	0.00	0.00	2,226,835.99	2,226,835.99	0.00	0.00	0.00	0.00	0.00	2,226,835.99	30,119,731.54	0.00	0.00	0.00	0.00	17,251,439.28	2,479,711.93	0.00	10,388,580.33	30,119,731.54		

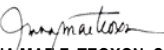
SUMMARY

Particulars	Previous Report	This Month	As at Date
(1)	(2)	(3)	(4)
Total Disbursement Authorities Received	0.00	39,861,715.51	39,861,715.51
NCA	0.00	37,978,812.00	37,978,812.00
NTA	0.00	0.00	0.00
Working Fund	0.00	0.00	0.00
TRA	0.00	1,882,903.51	1,882,903.51
CDC	0.00	0.00	0.00
NCAA	0.00	0.00	0.00
Less: Notice of Transfer of Allocations (NTA)* issued	0.00	0.00	0.00
Total Disbursement Authorities Available	0.00	39,861,715.51	39,861,715.51
Less:	0.00	0.00	0.00
Lapsed NCA	0.00	0.00	0.00
Disbursements	0.00	30,119,731.54	30,119,731.54
Less: Other Non-Cash Disbursements	0.00	0.00	0.00
Disbursements effected through outright deductions from claims	0.00	0.00	0.00
Overpayment of expenses (e.g. personnel benefits)	0.00	0.00	0.00
Restitution for loss of government property	0.00	0.00	0.00
Liquidated damages and similar claims	0.00	0.00	0.00
Others (e.g. TEF, BTr, Docs Stamp, etc.)	0.00	0.00	0.00
Add/Less: Adjustments (e.g. cancelled/staled checks)	0.00	0.00	0.00
Balance of Disbursement Authorities as at date	0.00	9,741,983.97	9,741,983.97
Total Disbursements Program	0.00	0.00	0.00
Less: *Actual Disbursements	0.00	0.00	0.00
(Over)/Under spending	0.00	0.00	0.00


Notes: * The use of NTA is discouraged
Notes: ** Amounts should tally with the grand total disbursemt (column 27).

This report was generated using the Unified Reporting System on January 18, 2025 9:35 AM; Status : SUBMITTED


Certified Correct:


ANNA MAE F. TEOXON, CPA
Accountant II

Recommending Approval


MARIA LUISA S. TALABOC
Supervising Administrative Officer

Approved by:


ROY G. PONCE, Ed.D
SUC President III

MONTHLY REPORT OF DISBURSEMENTS
For the month of December 2024

Department : State Universities and Colleges (SUCs)
Agency/Entity : Davao Oriental State University
Operating Unit : < not applicable >
Organization Code (UACS) : 08 097 0000000
Fund Cluster : 01 - Regular Agency Fund
(e.g. UACS Fund Cluster: 01-Regular Agency Fund, 02-Foreign Assisted Projects Fund, 03-Special Account-Locally Funded/Domestic Grants Fund, etc.)

Table with columns: Particulars, Current Year Budget (PS, MOOE, Fin Ex, CO, TOTAL), Prior Year's Budget (Prior Year's Accounts Payable, Current Year's Accounts, TOTAL), SUB-TOTAL, Trust Liabilities (PS, MO, CO, TOT AL), Grand Total (PS, MOOE, FinE, CO, TOTAL), Remarks. Includes rows for CASH DISBURSEMENTS, NON-CASH DISBURSEMENTS, and GRAND TOTAL.

SUMMARY

Summary table with columns: Particulars (1), Previous Report (2), This Month (3), As at Date (4). Rows include Total Disbursement Authorities Received, NCA, NTA, Working Fund, TRA, CDC, NCAA, Less: Notice of Transfer of Allocations (NTA)* issued, Total Disbursement Authorities Available, Less: Lapsed NCA, Disbursements, Less: Other Non-Cash Disbursements, Add/Less: Adjustments (e.g. cancelled/staled checks), Balance of Disbursement Authorities as at date, Total Disbursements Program, Less: *Actual Disbursements, (Over)/Under spending.

Certified Correct:

Signature of ANNA MAE F. TEOXON, CPA, Accountant II

Recommending Approval

Signature of MARIA LUISA S. TALABOC, Supervising Administrative Officer

Approved by:

Signature of ROY G. PONCE, Ed.D, SUC President III

Notes: * The use of NTA is discouraged

Notes: ** Amounts should tally with the grand total disbursement (column 27).