

SUMMARY OF APPROVED BUDGET, UTILIZATIONS, DISBURSEMENTS AND BALANCES BY OBJECT OF EXPENDITURES
 (For Off-Budgetary Funds)
 As at the Quarter Ending June 30, 2024

Department : State Universities and Colleges (SUCs)
 Agency/Entity : Davao Oriental State University
 Operating Unit : < not applicable >
 Organization Code (UACS) : 08 097 0000000
 Fund Cluster : 05 - Internally Generated Funds
 (e.g. UACS Fund Cluster: 05-Internally Generated Funds and 06-Business Related Funds)

Particulars	UACS CODE	Approved Budget			Utilizations					Disbursements					Balances		
		Approved Budgeted Revenue	Adjustments (Reductions, Modifications/ Augmentations)	Adjusted Budgeted Revenue	1st Quarter Ending March 31	2nd Quarter Ending June 30	3rd Quarter Ending Sept	4th Quarter Ending Dec	Total	1st Quarter Ending March 31	2nd Quarter Ending June 30	3rd Quarter Ending Sept	4th Quarter Ending Dec	Total	Unutilized Budget	Unpaid Obligations (10-15)=(17+18)	
																Due and Demandable	Not Yet Due and Demandable
1	2	3	4	5=[(3+(-)4)]	6	7	8	9	10=(6+7+8+9)	11	12	13	14	15=(11+12+13+14)	16=(5-10)	17	18
SUMMARY																	
A. AGENCY SPECIFIC BUDGET																	
Personnel Services		3,585,716.94	1,499,057.06	5,084,774.00	459,213.96	349,928.52	0.00	0.00	809,142.48	303,936.64	477,302.84	0.00	0.00	781,239.48	4,275,631.52	0.00	27,903.00
Salaries and Wages	5010100000	2,174,664.35	133,597.48	2,308,261.83	193,404.96	71,893.84	0.00	0.00	265,298.80	128,936.64	119,776.82	0.00	0.00	248,713.46	2,042,963.03	0.00	16,585.34
Salaries and Wages - Casual/Contractual	5010102000	2,174,664.35	133,597.48	2,308,261.83	193,404.96	71,893.84	0.00	0.00	265,298.80	128,936.64	119,776.82	0.00	0.00	248,713.46	2,042,963.03	0.00	16,585.34
Salaries and Wages - Casual/Contractual	5010102000	2,174,664.35	133,597.48	2,308,261.83	193,404.96	71,893.84	0.00	0.00	265,298.80	128,936.64	119,776.82	0.00	0.00	248,713.46	2,042,963.03	0.00	16,585.34
Other Compensation	5010200000	1,155,607.00	1,231,871.11	2,387,478.11	190,000.00	229,928.68	0.00	0.00	419,928.68	175,000.00	233,611.02	0.00	0.00	408,611.02	1,967,549.43	0.00	11,317.66
Representation Allowance (RA)	5010202000	315,000.00	427,891.32	742,891.32	95,000.00	89,158.76	0.00	0.00	184,158.76	87,500.00	96,658.76	0.00	0.00	184,158.76	558,732.56	0.00	0.00
Representation Allowance (RA)	5010202000	315,000.00	427,891.32	742,891.32	95,000.00	89,158.76	0.00	0.00	184,158.76	87,500.00	96,658.76	0.00	0.00	184,158.76	558,732.56	0.00	0.00
Transportation Allowance (TA)	5010203000	315,000.00	427,891.32	742,891.32	95,000.00	89,158.76	0.00	0.00	184,158.76	87,500.00	96,658.76	0.00	0.00	184,158.76	558,732.56	0.00	0.00
Transportation Allowance (TA)	5010203001	315,000.00	427,891.32	742,891.32	95,000.00	89,158.76	0.00	0.00	184,158.76	87,500.00	96,658.76	0.00	0.00	184,158.76	558,732.56	0.00	0.00
Honoraria	5010210000	242,500.00	242,500.00	485,000.00	0.00	51,611.16	0.00	0.00	51,611.16	0.00	40,293.50	0.00	0.00	40,293.50	433,388.84	0.00	11,317.66
Honoraria - Civilian	5010210001	242,500.00	242,500.00	485,000.00	0.00	51,611.16	0.00	0.00	51,611.16	0.00	40,293.50	0.00	0.00	40,293.50	433,388.84	0.00	11,317.66
Mid-Year Bonus - Civilian	5010216000	283,107.00	133,588.47	416,695.47	0.00	0.00	0.00	0.00	0.00	0.00	0.00	0.00	0.00	0.00	416,695.47	0.00	0.00
Mid-Year Bonus - Civilian	5010216001	283,107.00	133,588.47	416,695.47	0.00	0.00	0.00	0.00	0.00	0.00	0.00	0.00	0.00	0.00	416,695.47	0.00	0.00
Personnel Benefit Contributions	5010300000	255,445.59	133,588.47	389,034.06	75,809.00	48,106.00	0.00	0.00	123,915.00	0.00	123,915.00	0.00	0.00	123,915.00	265,119.06	0.00	0.00
Retirement and Life Insurance Premiums	5010301000	255,445.59	133,588.47	389,034.06	75,809.00	48,106.00	0.00	0.00	123,915.00	0.00	123,915.00	0.00	0.00	123,915.00	265,119.06	0.00	0.00
Retirement and Life Insurance Premiums	5010301000	255,445.59	133,588.47	389,034.06	75,809.00	48,106.00	0.00	0.00	123,915.00	0.00	123,915.00	0.00	0.00	123,915.00	265,119.06	0.00	0.00
Maintenance and Other Operating Expenses		67,528,714.09	61,739,511.91	129,268,226.00	10,302,336.53	40,262,136.03	0.00	0.00	50,564,472.56	5,150,416.10	19,387,349.50	0.00	0.00	24,537,765.60	78,703,753.44	0.00	26,026,706.96
Traveling Expenses	5020100000	279,000.00	490,705.00	769,705.00	0.00	759,509.52	0.00	0.00	759,509.52	0.00	726,686.12	0.00	0.00	726,686.12	10,195.48	0.00	32,823.40
Traveling Expenses - Local	5020101000	279,000.00	490,705.00	769,705.00	0.00	759,509.52	0.00	0.00	759,509.52	0.00	726,686.12	0.00	0.00	726,686.12	10,195.48	0.00	32,823.40
Traveling Expenses - Local	5020101000	279,000.00	490,705.00	769,705.00	0.00	759,509.52	0.00	0.00	759,509.52	0.00	726,686.12	0.00	0.00	726,686.12	10,195.48	0.00	32,823.40
Training and Scholarship Expenses	5020200000	2,830,163.48	143,144.00	2,973,307.48	0.00	785,650.45	0.00	0.00	785,650.45	0.00	785,650.45	0.00	0.00	785,650.45	2,187,657.03	0.00	0.00

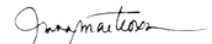
SUMMARY OF APPROVED BUDGET, UTILIZATIONS, DISBURSEMENTS AND BALANCES BY OBJECT OF EXPENDITURES
 (For Off-Budgetary Funds)
 As at the Quarter Ending June 30, 2024

Department : State Universities and Colleges (SUCs)
 Agency/Entity : Davao Oriental State University
 Operating Unit : < not applicable >
 Organization Code (UACS) : 08 097 0000000
 Fund Cluster : 05 - Internally Generated Funds
 (e.g. UACS Fund Cluster: 05-Internally Generated Funds and 06-Business Related Funds)


Particulars	UACS CODE	Approved Budget			Utilizations					Disbursements					Balances		
		Approved Budgeted Revenue	Adjustments (Reductions, Modifications/ Augmentations)	Adjusted Budgeted Revenue	1st Quarter Ending March 31	2nd Quarter Ending June 30	3rd Quarter Ending Sept	4th Quarter Ending Dec	Total	1st Quarter Ending March 31	2nd Quarter Ending June 30	3rd Quarter Ending Sept	4th Quarter Ending Dec	Total	Unutilized Budget	Unpaid Obligations (10-15)=(17+18)	
																Due and Demandable	Not Yet Due and Demandable
1	2	3	4	5=[(3+(-)4)]	6	7	8	9	10=(6+7+8+9)	11	12	13	14	15=(11+12+13+14)	16=(5-10)	17	18
Scholarship Grants/Expenses	5020202000	2,830,163.48	143,144.00	2,973,307.48	0.00	785,650.45	0.00	0.00	785,650.45	0.00	785,650.45	0.00	0.00	785,650.45	2,187,657.03	0.00	0.00
Scholarship Grants/Expenses	5020202000	2,830,163.48	143,144.00	2,973,307.48	0.00	785,650.45	0.00	0.00	785,650.45	0.00	785,650.45	0.00	0.00	785,650.45	2,187,657.03	0.00	0.00
Professional Services	5021100000	4,256,565.90	10,172,594.37	14,429,160.27	2,223,342.05	8,291,424.64	0.00	0.00	10,514,766.69	919,613.18	4,793,593.39	0.00	0.00	5,713,206.57	3,914,393.58	0.00	4,801,560.12
Other Professional Services	5021199000	4,256,565.90	10,172,594.37	14,429,160.27	2,223,342.05	8,291,424.64	0.00	0.00	10,514,766.69	919,613.18	4,793,593.39	0.00	0.00	5,713,206.57	3,914,393.58	0.00	4,801,560.12
Other Professional Services	5021199000	4,256,565.90	10,172,594.37	14,429,160.27	2,223,342.05	8,291,424.64	0.00	0.00	10,514,766.69	919,613.18	4,793,593.39	0.00	0.00	5,713,206.57	3,914,393.58	0.00	4,801,560.12
General Services	5021200000	5,578,369.20	5,179,162.85	10,757,532.05	1,581,346.67	1,744,393.83	0.00	0.00	3,325,740.50	1,081,632.74	2,000,157.27	0.00	0.00	3,081,790.01	7,431,791.55	0.00	243,950.49
Security Services	5021203000	1,008,019.52	415,053.00	1,423,072.52	122,517.94	899,426.48	0.00	0.00	1,021,944.42	0.00	809,655.99	0.00	0.00	809,655.99	401,128.10	0.00	212,288.43
Security Services	5021203000	1,008,019.52	415,053.00	1,423,072.52	122,517.94	899,426.48	0.00	0.00	1,021,944.42	0.00	809,655.99	0.00	0.00	809,655.99	401,128.10	0.00	212,288.43
Other General Services	5021299000	4,570,349.68	4,764,109.85	9,334,459.53	1,458,828.73	844,967.35	0.00	0.00	2,303,796.08	1,081,632.74	1,190,501.28	0.00	0.00	2,272,134.02	7,030,663.45	0.00	31,662.06
Other General Services	5021299099	4,570,349.68	4,764,109.85	9,334,459.53	1,458,828.73	844,967.35	0.00	0.00	2,303,796.08	1,081,632.74	1,190,501.28	0.00	0.00	2,272,134.02	7,030,663.45	0.00	31,662.06
Other Maintenance and Operating Expenses	5029900000	54,584,615.51	45,753,905.69	100,338,521.20	6,497,647.81	28,681,157.59	0.00	0.00	35,178,805.40	3,149,170.18	11,081,262.27	0.00	0.00	14,230,432.45	65,159,715.80	0.00	20,948,372.95
Other Maintenance and Operating Expenses	5029999000	54,584,615.51	45,753,905.69	100,338,521.20	6,497,647.81	28,681,157.59	0.00	0.00	35,178,805.40	3,149,170.18	11,081,262.27	0.00	0.00	14,230,432.45	65,159,715.80	0.00	20,948,372.95
Other Maintenance and Operating Expenses	5029999000	54,584,615.51	45,753,905.69	100,338,521.20	6,497,647.81	28,681,157.59	0.00	0.00	35,178,805.40	3,149,170.18	11,081,262.27	0.00	0.00	14,230,432.45	65,159,715.80	0.00	20,948,372.95
GRAND TOTAL		71,114,431.03	63,238,568.97	134,353,000.00	10,761,550.49	40,612,064.55	0.00	0.00	51,373,615.04	5,454,352.74	19,864,652.34	0.00	0.00	25,319,005.08	82,979,384.96	0.00	26,054,609.96

Verified Correct:



RHIO D. GALLEGO
 Budget Officer II


ANNA MAE F. TEOXON, CPA
 Accountant II

Recommending Approval


MARIA LUISA S. TALABOC
 Supervising Administrative Officer

Approved by:


ROY G. PONCE, Ed.D
 SUC PRESIDENT III