

STATEMENT OF APPROVED BUDGET, UTILIZATIONS, DISBURSEMENTS AND BALANCES

(For Off-Budgetary Funds)

As at the Quarter Ending September 30, 2024

Department : State Universities and Colleges (SUCs)
 Agency/Entity : Davao Oriental State University
 Operating Unit : < not applicable >
 Organization Code (UACS) : 08 097 0000000
 Fund Cluster : 05 - Internally Generated Funds
 (e.g. UACS Fund Cluster: 05-Internally Generated Funds and 06-Business Related Funds)

Particulars	UACS CODE	Approved Budget			Utilizations					Disbursements					Balances		
		Approved Budgeted Revenue	Adjustments (Reductions, Modifications/ Augmentations)	Adjusted Budgeted Revenue	1st Quarter Ending March 31	2nd Quarter Ending June 30	3rd Quarter Ending September 30	4th Quarter Ending Dec 31	Total	1st Quarter Ending March 31	2nd Quarter Ending June 30	3rd Quarter Ending September 30	4th Quarter Ending Dec 31	Total	Unutilized Budget	Unpaid Obligations (10-15)=(17+18)	
																Due and Demandable	Not Yet Due and Demandable
1	2	3	4	5=[(3+(-)4)]	6	7	8	9	10=(6+7+8+9)	11	12	13	14	15=(11+12+13+14)	16=(5-10)	17	18
General Administration and Support	1000000	9,589,975.60	14,793,789.40	24,383,765.00	2,745,229.37	12,052,119.81	7,583,903.29	0.00	22,381,252.47	1,938,998.20	9,348,395.27	11,093,859.00	0.00	22,381,252.47	2,002,512.53	0.00	0.00
General Management and Supervision	1000001	9,589,975.60	14,793,789.40	24,383,765.00	2,745,229.37	12,052,119.81	7,583,903.29	0.00	22,381,252.47	1,938,998.20	9,348,395.27	11,093,859.00	0.00	22,381,252.47	2,002,512.53	0.00	0.00
PS		352,817.63	652,817.37	1,005,635.00	117,903.00	154,928.52	538,515.48	0.00	811,347.00	90,000.00	154,928.52	566,418.48	0.00	811,347.00	194,288.00	0.00	0.00
MOOE		9,237,157.97	14,140,972.03	23,378,130.00	2,627,326.37	11,897,191.29	7,045,387.81	0.00	21,569,905.47	1,848,998.20	9,193,466.75	10,527,440.52	0.00	21,569,905.47	1,808,224.53	0.00	0.00
CO		0.00	0.00	0.00	0.00	0.00	0.00	0.00	0.00	0.00	0.00	0.00	0.00	0.00	0.00	0.00	0.00
Administration of Personnel Benefits	1000001	0.00	0.00	0.00	0.00	0.00	0.00	0.00	0.00	0.00	0.00	0.00	0.00	0.00	0.00	0.00	0.00
PS		0.00	0.00	0.00	0.00	0.00	0.00	0.00	0.00	0.00	0.00	0.00	0.00	0.00	0.00	0.00	0.00
Sub-Total, General Administration and Support		9,589,975.60	14,793,789.40	24,383,765.00	2,745,229.37	12,052,119.81	7,583,903.29	0.00	22,381,252.47	1,938,998.20	9,348,395.27	11,093,859.00	0.00	22,381,252.47	2,002,512.53	0.00	0.00
PS		352,817.63	652,817.37	1,005,635.00	117,903.00	154,928.52	538,515.48	0.00	811,347.00	90,000.00	154,928.52	566,418.48	0.00	811,347.00	194,288.00	0.00	0.00
MOOE		9,237,157.97	14,140,972.03	23,378,130.00	2,627,326.37	11,897,191.29	7,045,387.81	0.00	21,569,905.47	1,848,998.20	9,193,466.75	10,527,440.52	0.00	21,569,905.47	1,808,224.53	0.00	0.00
CO		0.00	0.00	0.00	0.00	0.00	0.00	0.00	0.00	0.00	0.00	0.00	0.00	0.00	0.00	0.00	0.00
Fiduciary Funds	2000000	37,751,083.00	27,767,131.00	65,518,214.00	475,781.51	12,489,945.70	33,131,392.01	0.00	46,097,119.22	328,681.51	3,636,218.94	33,588,122.50	0.00	37,553,022.95	19,421,094.78	0.00	8,544,096.27
Fiduciary Funds	2000001	37,751,083.00	27,767,131.00	65,518,214.00	475,781.51	12,489,945.70	33,131,392.01	0.00	46,097,119.22	328,681.51	3,636,218.94	33,588,122.50	0.00	37,553,022.95	19,421,094.78	0.00	8,544,096.27
PS		0.00	0.00	0.00	0.00	0.00	0.00	0.00	0.00	0.00	0.00	0.00	0.00	0.00	0.00	0.00	0.00
MOOE		37,751,083.00	27,767,131.00	65,518,214.00	475,781.51	12,489,945.70	33,131,392.01	0.00	46,097,119.22	328,681.51	3,636,218.94	33,588,122.50	0.00	37,553,022.95	19,421,094.78	0.00	8,544,096.27
Sub-Total, Support to Operations		37,751,083.00	27,767,131.00	65,518,214.00	475,781.51	12,489,945.70	33,131,392.01	0.00	46,097,119.22	328,681.51	3,636,218.94	33,588,122.50	0.00	37,553,022.95	19,421,094.78	0.00	8,544,096.27
PS		0.00	0.00	0.00	0.00	0.00	0.00	0.00	0.00	0.00	0.00	0.00	0.00	0.00	0.00	0.00	0.00
MOOE		37,751,083.00	27,767,131.00	65,518,214.00	475,781.51	12,489,945.70	33,131,392.01	0.00	46,097,119.22	328,681.51	3,636,218.94	33,588,122.50	0.00	37,553,022.95	19,421,094.78	0.00	8,544,096.27
CO		0.00	0.00	0.00	0.00	0.00	0.00	0.00	0.00	0.00	0.00	0.00	0.00	0.00	0.00	0.00	0.00
Operations	3000000	23,773,373.40	20,677,647.60	44,451,021.00	7,540,539.61	16,069,999.04	12,913,073.08	0.00	36,523,611.73	3,186,673.03	6,880,038.13	15,277,166.70	0.00	25,343,877.86	7,927,409.27	0.00	11,179,733.87
OO : Relevant and quality tertiary education ensured to	3100000	16,980,981.00	20,061,538.00	37,042,519.00	6,547,367.02	14,329,382.37	10,448,403.56	0.00	31,325,152.95	2,765,722.93	4,960,967.71	12,706,783.44	0.00	20,433,474.08	5,717,366.05	0.00	10,891,678.87
HIGHER EDUCATION PROGRAM	3101000	16,980,981.00	20,061,538.00	37,042,519.00	6,547,367.02	14,329,382.37	10,448,403.56	0.00	31,325,152.95	2,765,722.93	4,960,967.71	12,706,783.44	0.00	20,433,474.08	5,717,366.05	0.00	10,891,678.87
Provision of Higher Education Services	3101001	16,980,981.00	20,061,538.00	37,042,519.00	6,547,367.02	14,329,382.37	10,448,403.56	0.00	31,325,152.95	2,765,722.93	4,960,967.71	12,706,783.44	0.00	20,433,474.08	5,717,366.05	0.00	10,891,678.87
PS		1,624,578.11	534,353.89	2,158,932.00	341,310.96	40,000.00	593,623.00	0.00	974,933.96	213,936.64	167,374.32	593,623.00	0.00	974,933.96	1,183,998.04	0.00	0.00
MOOE		15,356,402.89	19,527,184.11	34,883,587.00	6,206,056.06	14,289,382.37	9,854,780.56	0.00	30,350,218.99	2,551,786.29	4,793,593.39	12,113,160.44	0.00	19,458,540.12	4,533,368.01	0.00	10,891,678.87
CO		0.00	0.00	0.00	0.00	0.00	0.00	0.00	0.00	0.00	0.00	0.00	0.00	0.00	0.00	0.00	0.00
OO : Higher education research improved to promote	3200000	3,396,196.20	308,054.80	3,704,251.00	641,226.72	1,273,670.80	562,785.59	0.00	2,477,683.11	318,399.87	1,452,124.55	707,158.69	0.00	2,477,683.11	1,226,567.89	0.00	0.00
RESEARCH PROGRAM	3202000	3,396,196.20	308,054.80	3,704,251.00	641,226.72	1,273,670.80	562,785.59	0.00	2,477,683.11	318,399.87	1,452,124.55	707,158.69	0.00	2,477,683.11	1,226,567.89	0.00	0.00

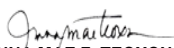
STATEMENT OF APPROVED BUDGET, UTILIZATIONS, DISBURSEMENTS AND BALANCES
 (For Off-Budgetary Funds)
 As at the Quarter Ending September 30, 2024

Department : State Universities and Colleges (SUCs)
 Agency/Entity : Davao Oriental State University
 Operating Unit : < not applicable >
 Organization Code (UACS) : 08 097 0000000
 Fund Cluster : 05 - Internally Generated Funds
 (e.g. UACS Fund Cluster: 05-Internally Generated Funds and 06-Business Related Funds)


Particulars	UACS CODE	Approved Budget			Utilizations					Disbursements					Balances		
		Approved Budgeted Revenue	Adjustments (Reductions, Modifications/ Augmentations)	Adjusted Budgeted Revenue	1st Quarter Ending March 31	2nd Quarter Ending June 30	3rd Quarter Ending September 30	4th Quarter Ending Dec 31	Total	1st Quarter Ending March 31	2nd Quarter Ending June 30	3rd Quarter Ending September 30	4th Quarter Ending Dec 31	Total	Unutilized Budget	Unpaid Obligations (10-15)=(17+18)	
																Due and Demandable	Not Yet Due and Demandable
1	2	3	4	5=[(3+(-)4)]	6	7	8	9	10=(6+7+8+9)	11	12	13	14	15=(11+12+13+14)	16=(5-10)	17	18
Conduct of Research Services	32020010000100	3,396,196.20	308,054.80	3,704,251.00	641,226.72	1,273,670.80	562,785.59	0.00	2,477,683.11	318,399.87	1,452,124.55	707,158.69	0.00	2,477,683.11	1,226,567.89	0.00	0.00
PS		682,915.10	34,683.90	717,599.00	0.00	40,000.00	84,634.63	0.00	124,634.63	0.00	40,000.00	84,634.63	0.00	124,634.63	592,964.37	0.00	0.00
MOOE		2,713,281.10	273,370.90	2,986,652.00	641,226.72	1,233,670.80	478,150.96	0.00	2,353,048.48	318,399.87	1,412,124.55	622,524.06	0.00	2,353,048.48	633,603.52	0.00	0.00
CO		0.00	0.00	0.00	0.00	0.00	0.00	0.00	0.00	0.00	0.00	0.00	0.00	0.00	0.00	0.00	0.00
OO : Community engagement increased q	33000000000000	3,396,196.20	308,054.80	3,704,251.00	351,945.87	466,945.87	1,901,883.93	0.00	2,720,775.67	102,550.23	466,945.87	1,863,224.57	0.00	2,432,720.67	983,475.33	0.00	288,055.00
TECHNICAL ADVISORY EXTENSION PROGRAM	33010000000000	3,396,196.20	308,054.80	3,704,251.00	351,945.87	466,945.87	1,901,883.93	0.00	2,720,775.67	102,550.23	466,945.87	1,863,224.57	0.00	2,432,720.67	983,475.33	0.00	288,055.00
Provision of Extension Services	33010010000100	3,396,196.20	308,054.80	3,704,251.00	351,945.87	466,945.87	1,901,883.93	0.00	2,720,775.67	102,550.23	466,945.87	1,863,224.57	0.00	2,432,720.67	983,475.33	0.00	288,055.00
PS		682,906.10	34,692.90	717,599.00	0.00	115,000.00	230,096.00	0.00	345,096.00	0.00	115,000.00	230,096.00	0.00	345,096.00	372,503.00	0.00	0.00
MOOE		2,713,290.10	273,361.90	2,986,652.00	351,945.87	351,945.87	1,671,787.93	0.00	2,375,679.67	102,550.23	351,945.87	1,633,128.57	0.00	2,087,624.67	610,972.33	0.00	288,055.00
CO		0.00	0.00	0.00	0.00	0.00	0.00	0.00	0.00	0.00	0.00	0.00	0.00	0.00	0.00	0.00	0.00
Sub-Total, Operations		23,773,373.40	20,677,647.60	44,451,021.00	7,540,539.61	16,069,999.04	12,913,073.08	0.00	36,523,611.73	3,186,673.03	6,880,038.13	15,277,166.70	0.00	25,343,877.86	7,927,409.27	0.00	11,179,733.87
PS		2,990,399.31	603,730.69	3,594,130.00	341,310.96	195,000.00	908,353.63	0.00	1,444,664.59	213,936.64	322,374.32	908,353.63	0.00	1,444,664.59	2,149,465.41	0.00	0.00
MOOE		20,782,974.09	20,073,916.91	40,856,891.00	7,199,228.65	15,874,999.04	12,004,719.45	0.00	35,078,947.14	2,972,736.39	6,557,663.81	14,368,813.07	0.00	23,899,213.27	5,777,943.86	0.00	11,179,733.87
CO		0.00	0.00	0.00	0.00	0.00	0.00	0.00	0.00	0.00	0.00	0.00	0.00	0.00	0.00	0.00	0.00
GRAND TOTAL		71,114,432.00	63,238,568.00	134,353,000.00	10,761,550.49	40,612,064.55	53,628,368.38	0.00	105,001,983.42	5,454,352.74	19,864,652.34	59,959,148.20	0.00	85,278,153.28	29,351,016.58	0.00	19,723,830.14
PS		3,343,216.94	1,256,548.06	4,599,765.00	459,213.96	349,928.52	1,446,869.11	0.00	2,256,011.59	303,936.64	477,302.84	1,474,772.11	0.00	2,256,011.59	2,343,753.41	0.00	0.00
MOOE		67,771,215.06	61,982,019.94	129,753,235.00	10,302,336.53	40,262,136.03	52,181,499.27	0.00	102,745,971.83	5,150,416.10	19,387,349.50	58,484,376.09	0.00	83,022,141.69	27,007,263.17	0.00	19,723,830.14
CO		0.00	0.00	0.00	0.00	0.00	0.00	0.00	0.00	0.00	0.00	0.00	0.00	0.00	0.00	0.00	0.00

Certified Correct:



RHIO D. GALLEGO
 Budget Officer II


ANNA MAE F. TEOXON, CPA
 Accountant II

Recommending Approval


MARIA LUISA S. TALABOC
 Supervising Administrative Officer

Approved by:


ROY G. PONCE, Ed.D
 SUC President III