

STATEMENT OF APPROVED BUDGET, UTILIZATIONS, DISBURSEMENTS AND BALANCES
 (For Off-Budgetary Funds)
 As at the Quarter Ending June 30, 2024

Department : State Universities and Colleges (SUCs)
 Agency/Entity : Davao Oriental State University
 Operating Unit : < not applicable >
 Organization Code (UACS) : 08 097 0000000
 Fund Cluster : 05 - Internally Generated Funds
 (e.g. UACS Fund Cluster: 05-Internally Generated Funds and 06-Business Related Funds)


Particulars	UACS CODE	Approved Budget			Utilizations					Disbursements					Balances		
		Approved Budgeted Revenue	Adjustments (Reductions, Modifications/ Augmentations)	Adjusted Budgeted Revenue	1st Quarter Ending March 31	2nd Quarter Ending June 30	3rd Quarter Ending	4th Quarter Ending	Total	1st Quarter Ending March 31	2nd Quarter Ending June 30	3rd Quarter Ending	4th Quarter Ending	Total	Unutilized Budget	Unpaid Obligations	
																Due and Demandable	Not Yet Due and Demandable
1	2	3	4	5=[(3+(-)4)]	6	7	8	9	10=(6+7+8+9)	11	12	13	14	15=(11+12+13+14)	16=(5-10)	17	18
OO : Higher education research improved to promote economic productivity and innovation q	3200000000000000	3,396,196.20	308,054.80	3,704,251.00	641,226.72	1,273,670.80	0.00	0.00	1,914,897.52	318,399.87	1,452,124.55	0.00	0.00	1,770,524.42	1,789,353.48	0.00	144,373.10
RESEARCH PROGRAM	3202000000000000	3,396,196.20	308,054.80	3,704,251.00	641,226.72	1,273,670.80	0.00	0.00	1,914,897.52	318,399.87	1,452,124.55	0.00	0.00	1,770,524.42	1,789,353.48	0.00	144,373.10
Conduct of Research Services	320200100001000	3,396,196.20	308,054.80	3,704,251.00	641,226.72	1,273,670.80	0.00	0.00	1,914,897.52	318,399.87	1,452,124.55	0.00	0.00	1,770,524.42	1,789,353.48	0.00	144,373.10
PS		682,915.10	34,692.90	717,608.00	0.00	40,000.00	0.00	0.00	40,000.00	0.00	40,000.00	0.00	0.00	40,000.00	677,608.00	0.00	0.00
MOOE		2,713,281.10	273,361.90	2,986,643.00	641,226.72	1,233,670.80	0.00	0.00	1,874,897.52	318,399.87	1,412,124.55	0.00	0.00	1,730,524.42	1,111,745.48	0.00	144,373.10
CO		0.00	0.00	0.00	0.00	0.00	0.00	0.00	0.00	0.00	0.00	0.00	0.00	0.00	0.00	0.00	0.00
OO : Community engagement increased q	3300000000000000	3,396,196.20	308,054.80	3,704,251.00	351,945.87	466,945.87	0.00	0.00	818,891.74	102,550.23	466,945.87	0.00	0.00	569,496.10	2,885,359.26	0.00	249,395.64
TECHNICAL ADVISORY EXTENSION PROGRAM	3301000000000000	3,396,196.20	308,054.80	3,704,251.00	351,945.87	466,945.87	0.00	0.00	818,891.74	102,550.23	466,945.87	0.00	0.00	569,496.10	2,885,359.26	0.00	249,395.64
Provision of Extension Services	330100100001000	3,396,196.20	308,054.80	3,704,251.00	351,945.87	466,945.87	0.00	0.00	818,891.74	102,550.23	466,945.87	0.00	0.00	569,496.10	2,885,359.26	0.00	249,395.64
PS		682,906.10	34,692.90	717,599.00	0.00	115,000.00	0.00	0.00	115,000.00	0.00	115,000.00	0.00	0.00	115,000.00	602,599.00	0.00	0.00
MOOE		2,713,290.10	273,361.90	2,986,652.00	351,945.87	351,945.87	0.00	0.00	703,891.74	102,550.23	351,945.87	0.00	0.00	454,496.10	2,282,760.26	0.00	249,395.64
CO		0.00	0.00	0.00	0.00	0.00	0.00	0.00	0.00	0.00	0.00	0.00	0.00	0.00	0.00	0.00	0.00
Sub-Total, Operations		23,773,373.40	20,677,647.60	44,451,021.00	7,540,539.61	16,069,999.04	0.00	0.00	23,610,538.65	3,186,673.03	6,880,038.13	0.00	0.00	10,066,711.16	20,840,482.35	0.00	13,543,827.49
PS		2,990,399.31	603,739.69	3,594,139.00	341,310.96	195,000.00	0.00	0.00	536,310.96	213,936.64	322,374.32	0.00	0.00	536,310.96	3,057,828.04	0.00	0.00
MOOE		20,782,974.09	20,073,907.91	40,856,882.00	7,199,228.65	15,874,999.04	0.00	0.00	23,074,227.69	2,972,736.39	6,557,663.81	0.00	0.00	9,530,400.20	17,782,654.31	0.00	13,543,827.49
CO		0.00	0.00	0.00	0.00	0.00	0.00	0.00	0.00	0.00	0.00	0.00	0.00	0.00	0.00	0.00	0.00
GRAND TOTAL			63,238,568.97	134,353,000.00	10,761,550.49	40,612,064.55	0.00	0.00	51,373,615.04	5,454,352.74	19,864,652.34	0.00	0.00	25,319,005.08	82,979,384.96	0.00	26,054,609.96
PS		3,585,716.94	1,499,057.06	5,084,774.00	459,213.96	349,928.52	0.00	0.00	809,142.48	303,936.64	477,302.84	0.00	0.00	781,239.48	4,275,631.52	0.00	27,903.00
MOOE		67,528,714.09	61,739,511.91	129,268,226.00	10,302,336.53	40,262,136.03	0.00	0.00	50,564,472.56	5,150,416.10	19,387,349.50	0.00	0.00	24,537,765.60	78,703,753.44	0.00	26,026,706.96
CO		0.00	0.00	0.00	0.00	0.00	0.00	0.00	0.00	0.00	0.00	0.00	0.00	0.00	0.00	0.00	0.00


id Correct:


Recommending Approval

Approved by:


RHIO D. GALLEGO
 Budget Officer II


ANNA MAE F. TEOXON, CPA
 Accountant II


MARIA LUISA S. TALABOC
 Supervising Administrative Officer


ROY G. PONCE, Ed.D
 SUC PRESIDENT III