









**SUMMARY OF APPROPRIATIONS, ALLOTMENTS, OBLIGATIONS, DISBURSEMENTS AND BALANCES BY OBJECT OF EXPENDITURES**  
As at the Quarter Ending December 31, 2024

Department : State Universities and Colleges (SUCs)  
 Agency/Entity : Davao Oriental State University  
 Operating Unit : < not applicable >  
 Organization Code : 08 097 0000000  
 Fund Cluster : 01 - Regular Agency Fund

	Current Year Appropriations
	Supplemental Appropriations
X	Continuing Appropriations


(e.g. UACS Fund Cluster: 01-Regular Agency Fund, 02-Foreign Assisted Projects Fund, 03-Special Account-Locally Funded/Domestic Grants Fund, and 04-Special Account-Foreign Assisted/Foreign Grants Fund)

Particulars	UACS CODE	Appropriations			Allotments						Obligations					Disbursements					Balances				
		Authorized Appr	Adjustments (Transfer To/From, Modification)	Adjusted Appropriation	Allotments		Adjustments (Reductions, Modification)	Transfer To	Transfer From	Adjusted Allotments	1st Quarter Ending March 31	2nd Quarter Ending June 30	3rd Quarter Ending September 30	4th Quarter Ending December 31	Total	1st Quarter Ending March 31	2nd Quarter Ending June 30	3rd Quarter Ending September 30	4th Quarter Ending December 31	Total	Unused Funds		Unpaid Obligations (16-21)=(24+25)		
					SARO	Unobligated															Unreleased	Unobligated Allotments	Due and	Not Yet Due and	
		1	2	3	4	5=(3+4)	6	7	8	9	10	11=((6+7)-(8)+9+10)	12	13	14	15	16=((12+13+14)+15)	17	18	19	20	21=((17+18+19)+20)	22=(5-11)	23=(11-16)	24
Repairs and Maintenance - Transportation	50213060	0.00	0.00	0.00	0.00	13,807.73	0.00	0.00	0.00	13,807.73	0.00	0.00	0.00	0.00	0.00	0.00	0.00	0.00	0.00	0.00	0.00	0.00	13,807.73	0.00	0.00
Other Transportation Equipment	50213060	0.00	0.00	0.00	0.00	13,807.73	0.00	0.00	0.00	13,807.73	0.00	0.00	0.00	0.00	0.00	0.00	0.00	0.00	0.00	0.00	0.00	0.00	13,807.73	0.00	0.00
<b>Financial Assistance/Subsidy</b>		<b>0.00</b>	<b>0.00</b>	<b>0.00</b>	<b>0.00</b>	<b>7,553.52</b>	<b>0.00</b>	<b>0.00</b>	<b>0.00</b>	<b>7,553.52</b>	<b>0.00</b>	<b>0.00</b>	<b>0.00</b>	<b>0.00</b>	<b>0.00</b>	<b>0.00</b>	<b>0.00</b>	<b>0.00</b>	<b>0.00</b>	<b>0.00</b>	<b>0.00</b>	<b>0.00</b>	<b>7,553.52</b>	<b>0.00</b>	<b>0.00</b>
Subsidies - Others	50214990	0.00	0.00	0.00	0.00	7,553.52	0.00	0.00	0.00	7,553.52	0.00	0.00	0.00	0.00	0.00	0.00	0.00	0.00	0.00	0.00	0.00	0.00	7,553.52	0.00	0.00
<b>Taxes, Insurance Premiums and Other Fees</b>		<b>0.00</b>	<b>0.00</b>	<b>0.00</b>	<b>0.00</b>	<b>2,885.45</b>	<b>0.00</b>	<b>0.00</b>	<b>0.00</b>	<b>2,885.45</b>	<b>0.00</b>	<b>0.00</b>	<b>0.00</b>	<b>0.00</b>	<b>0.00</b>	<b>0.00</b>	<b>0.00</b>	<b>0.00</b>	<b>0.00</b>	<b>0.00</b>	<b>0.00</b>	<b>0.00</b>	<b>2,885.45</b>	<b>0.00</b>	<b>0.00</b>
Taxes, Duties and Licenses	50215010	0.00	0.00	0.00	0.00	2,885.45	0.00	0.00	0.00	2,885.45	0.00	0.00	0.00	0.00	0.00	0.00	0.00	0.00	0.00	0.00	0.00	0.00	2,885.45	0.00	0.00
Taxes, Duties and Licenses	50215010	0.00	0.00	0.00	0.00	2,885.45	0.00	0.00	0.00	2,885.45	0.00	0.00	0.00	0.00	0.00	0.00	0.00	0.00	0.00	0.00	0.00	0.00	2,885.45	0.00	0.00
<b>Labor and Wages</b>		<b>0.00</b>	<b>0.00</b>	<b>0.00</b>	<b>0.00</b>	<b>19,299.96</b>	<b>0.00</b>	<b>0.00</b>	<b>0.00</b>	<b>19,299.96</b>	<b>0.00</b>	<b>0.00</b>	<b>0.00</b>	<b>0.00</b>	<b>0.00</b>	<b>0.00</b>	<b>0.00</b>	<b>0.00</b>	<b>0.00</b>	<b>0.00</b>	<b>0.00</b>	<b>0.00</b>	<b>19,299.96</b>	<b>0.00</b>	<b>0.00</b>
Labor and Wages	50216010	0.00	0.00	0.00	0.00	19,299.96	0.00	0.00	0.00	19,299.96	0.00	0.00	0.00	0.00	0.00	0.00	0.00	0.00	0.00	0.00	0.00	0.00	19,299.96	0.00	0.00
<b>Other Maintenance and Operating Expenses</b>		<b>0.00</b>	<b>0.00</b>	<b>0.00</b>	<b>0.00</b>	<b>1,291,550.20</b>	<b>0.00</b>	<b>0.00</b>	<b>0.00</b>	<b>1,291,550.20</b>	<b>378,998.93</b>	<b>261,114.76</b>	<b>85,259.28</b>	<b>414,578.07</b>	<b>1,139,951.04</b>	<b>67,223.93</b>	<b>96,751.80</b>	<b>157,581.94</b>	<b>531,135.25</b>	<b>852,692.92</b>	<b>0.00</b>	<b>151,599.16</b>	<b>0.00</b>	<b>287,258.12</b>	
Representation Expenses	50298030	0.00	0.00	0.00	0.00	80,890.29	0.00	0.00	0.00	80,890.29	0.00	0.00	0.00	0.00	0.00	0.00	0.00	0.00	0.00	0.00	0.00	80,890.29	0.00	0.00	
Other Maintenance and Operating Expenses	50298090	0.00	0.00	0.00	0.00	1,210,659.91	0.00	0.00	0.00	1,210,659.91	378,998.93	261,114.76	85,259.28	414,578.07	1,139,951.04	67,223.93	96,751.80	157,581.94	531,135.25	852,692.92	0.00	70,708.87	0.00	287,258.12	
Other Maintenance and Operating Expenses	50299000	0.00	0.00	0.00	0.00	1,210,659.91	0.00	0.00	0.00	1,210,659.91	378,998.93	261,114.76	85,259.28	414,578.07	1,139,951.04	67,223.93	96,751.80	157,581.94	531,135.25	852,692.92	0.00	70,708.87	0.00	287,258.12	
<b>Capital Outlays</b>		<b>0.00</b>	<b>0.00</b>	<b>0.00</b>	<b>0.00</b>	<b>1,678,645.28</b>	<b>0.00</b>	<b>0.00</b>	<b>0.00</b>	<b>1,678,645.28</b>	<b>579,259.00</b>	<b>1,085,787.24</b>	<b>0.00</b>	<b>0.00</b>	<b>1,665,046.24</b>	<b>579,259.00</b>	<b>372,856.96</b>	<b>546,425.67</b>	<b>0.00</b>	<b>1,498,541.63</b>	<b>0.00</b>	<b>13,599.04</b>	<b>0.00</b>	<b>166,504.61</b>	
<b>Property, Plant and Equipment Outlay</b>		<b>0.00</b>	<b>0.00</b>	<b>0.00</b>	<b>0.00</b>	<b>1,678,645.28</b>	<b>0.00</b>	<b>0.00</b>	<b>0.00</b>	<b>1,678,645.28</b>	<b>579,259.00</b>	<b>1,085,787.24</b>	<b>0.00</b>	<b>0.00</b>	<b>1,665,046.24</b>	<b>579,259.00</b>	<b>372,856.96</b>	<b>546,425.67</b>	<b>0.00</b>	<b>1,498,541.63</b>	<b>0.00</b>	<b>13,599.04</b>	<b>0.00</b>	<b>166,504.61</b>	
Buildings and Other Structures	50604040	0.00	0.00	0.00	0.00	1,678,645.28	0.00	0.00	0.00	1,678,645.28	579,259.00	1,085,787.24	0.00	0.00	1,665,046.24	579,259.00	372,856.96	546,425.67	0.00	1,498,541.63	0.00	13,599.04	0.00	166,504.61	
Buildings	50604040	0.00	0.00	0.00	0.00	1,678,645.28	0.00	0.00	0.00	1,678,645.28	579,259.00	1,085,787.24	0.00	0.00	1,665,046.24	579,259.00	372,856.96	546,425.67	0.00	1,498,541.63	0.00	13,599.04	0.00	166,504.61	
<b>GRAND TOTAL</b>		<b>0.00</b>	<b>0.00</b>	<b>0.00</b>	<b>0.00</b>	<b>5,290,762.46</b>	<b>0.00</b>	<b>0.00</b>	<b>0.00</b>	<b>5,290,762.46</b>	<b>1,012,982.93</b>	<b>1,637,649.08</b>	<b>526,153.28</b>	<b>1,556,943.19</b>	<b>4,733,728.48</b>	<b>701,207.93</b>	<b>611,855.84</b>	<b>1,248,901.61</b>	<b>1,660,183.03</b>	<b>4,222,148.41</b>	<b>0.00</b>	<b>557,033.98</b>	<b>0.00</b>	<b>511,580.07</b>	


Certified Correct:


  
**RHO D. GALLEGO**  
 Budget Officer II

Recommending Approval

  
**ANNA MAE F. TEOXON, CPA**  
 Accountant II

Approved by:

  
**MARIA LUISA S. TALABOC**  
 Supervising Administrative Officer

  
**ROY G. PONCE, Ed.D**  
 SUC President III