





SUMMARY OF APPROPRIATIONS, ALLOTMENTS, OBLIGATIONS, DISBURSEMENTS AND BALANCES BY OBJECT OF EXPENDITURES

As at the Quarter Ending June 30, 2024

Department : State Universities and Colleges (SUCs)
Agency/Entity : Davao Oriental State University
Operating Unit : < not applicable >
Organization Code (UACS) : 08 097 0000000
Fund Cluster : 01 - Regular Agency Fund

Table with 2 columns: X, Current Year Appropriations; Supplemental Appropriations; Continuing Appropriations

(e.g. UACS Fund Cluster: 01-Regular Agency Fund, 02-Foreign Assisted Projects Fund, 03-Special Account-Locally Funded/Domestic Grants Fund, and 04-Special Account-Foreign Assisted/Foreign Grants Fund)

Main financial table with columns: Particulars, UACS CODE, Appropriations, Allotments, Obligations, Disbursements, Balances. Includes rows for Financial Assistance/Subsidy, Taxes, Labor and Wages, etc.

Certified Correct:

RHIO D. GALLEG0
Budget Officer II

Recommending Approval

ANNA MAE F. TEOXON, CPA
Accountant II

Approved by:

MARIA LUISA S. TALABOC
Supervising Administrative Officer

ROY G. PONCE, Ed.D
SUC PRESIDENT III

**SUMMARY OF APPROPRIATIONS, ALLOTMENTS, OBLIGATIONS, DISBURSEMENTS AND BALANCES BY OBJECT OF EXPENDITURES**  
As at the Quarter Ending June 30, 2024

Department : State Universities and Colleges (SUCs)  
 Agency/Entity : Davao Oriental State University  
 Operating Unit : < not applicable >  
 Organization Code : 08 097 0000000  
 Fund Cluster : 01 - Regular Agency Fund

	Current Year Appropriations
	Supplemental Appropriations
X	Continuing Appropriations

(e.g. UACS Fund Cluster: 01-Regular Agency Fund, 02-Foreign Assisted Projects Fund, 03-Special Account-Locally Funded/Domestic Grants Fund, and 04-Special Account-Foreign Assisted/Foreign Grants

Particulars	UACS CODE	Appropriations			Allotments						Obligations					Disbursements					Balances			
		Authorized Appropriations	Adjustments (Transfer To/Fro)	Adjusted Appropriations	Allotments		Adjustments (Reductions, Modifications)	Transfer To	Transfer From	Adjusted Allotments	1st Quarter Ending March 31	2nd Quarter Ending June 30	3rd Quarter Ending	4th Quarter Ending	Total	1st Quarter Ending March 31	2nd Quarter Ending June 30	3rd Quarter Ending	4th Quarter Ending	Total	Unused Funds		Unpaid Obligations (16-21)=(24+25)	
					SARO	Unobligated															Unreleased Appropriations	Unobligated Allotments	Due and Demand	Not Yet Due and
1	2	3	4	5=(3+4)	6	7	8	9	10	11={(6+7+(-)8)}	12	13	14	15	16=(12+13+14)	17	18	19	20	21=(17+18+19)	22=(5-11)	23=(11-16)	24	25
<b>SUMMARY</b>		0.00	0.00	0.00	0.00	5,290,762.46	0.00	0.00	0.00	5,290,762.46	1,012,982.93	1,637,649.08	0.00	0.00	2,650,632.01	701,207.93	611,855.84	0.00	0.00	1,313,063.77	0.00	2,640,130.45	0.00	1,337,568.24
Unobligated Allotment		0.00	0.00	0.00	0.00	5,290,762.46	0.00	0.00	0.00	5,290,762.46	1,012,982.93	1,637,649.08	0.00	0.00	2,650,632.01	701,207.93	611,855.84	0.00	0.00	1,313,063.77	0.00	2,640,130.45	0.00	1,337,568.24
<b>I. AGENCY SPECIFIC BUDGET</b>		0.00	0.00	0.00	0.00	5,290,762.46	0.00	0.00	0.00	5,290,762.46	1,012,982.93	1,637,649.08	0.00	0.00	2,650,632.01	701,207.93	611,855.84	0.00	0.00	1,313,063.77	0.00	2,640,130.45	0.00	1,337,568.24
Maintenance and Other Operating Expenses		0.00	0.00	0.00	0.00	3,612,117.18	0.00	0.00	0.00	3,612,117.18	433,723.93	551,861.84	0.00	0.00	985,585.77	121,948.93	238,998.88	0.00	0.00	360,947.81	0.00	2,626,531.41	0.00	624,637.96
Traveling Expenses		0.00	0.00	0.00	0.00	10,736.42	0.00	0.00	0.00	10,736.42	0.00	0.00	0.00	0.00	0.00	0.00	0.00	0.00	0.00	0.00	0.00	10,736.42	0.00	0.00
Training and Scholarship Expenses		0.00	0.00	0.00	0.00	65,922.13	0.00	0.00	0.00	65,922.13	0.00	0.00	0.00	0.00	0.00	0.00	0.00	0.00	0.00	0.00	0.00	65,922.13	0.00	0.00
Training Expenses	5020201000	0.00	0.00	0.00	0.00	13,914.10	0.00	0.00	0.00	13,914.10	0.00	0.00	0.00	0.00	0.00	0.00	0.00	0.00	0.00	0.00	0.00	13,914.10	0.00	0.00
Scholarship Grants/Expenses	5020202000	0.00	0.00	0.00	0.00	52,008.03	0.00	0.00	0.00	52,008.03	0.00	0.00	0.00	0.00	0.00	0.00	0.00	0.00	0.00	0.00	0.00	52,008.03	0.00	0.00
Supplies and Materials Expenses		0.00	0.00	0.00	0.00	135,985.72	0.00	0.00	0.00	135,985.72	0.00	0.00	0.00	0.00	0.00	0.00	0.00	0.00	0.00	0.00	0.00	135,985.72	0.00	0.00
Fuel, Oil and Lubricants Expenses	5020309000	0.00	0.00	0.00	0.00	7,591.13	0.00	0.00	0.00	7,591.13	0.00	0.00	0.00	0.00	0.00	0.00	0.00	0.00	0.00	0.00	0.00	7,591.13	0.00	0.00
Other Supplies and Materials Expenses	5020399000	0.00	0.00	0.00	0.00	128,394.59	0.00	0.00	0.00	128,394.59	0.00	0.00	0.00	0.00	0.00	0.00	0.00	0.00	0.00	0.00	0.00	128,394.59	0.00	0.00
Utility Expenses		0.00	0.00	0.00	0.00	8,444.15	0.00	0.00	0.00	8,444.15	0.00	0.00	0.00	0.00	0.00	0.00	0.00	0.00	0.00	0.00	0.00	8,444.15	0.00	0.00
Water Expenses	5020401000	0.00	0.00	0.00	0.00	8,444.15	0.00	0.00	0.00	8,444.15	0.00	0.00	0.00	0.00	0.00	0.00	0.00	0.00	0.00	0.00	0.00	8,444.15	0.00	0.00
Communication Expenses		0.00	0.00	0.00	0.00	7,496.84	0.00	0.00	0.00	7,496.84	0.00	0.00	0.00	0.00	0.00	0.00	0.00	0.00	0.00	0.00	0.00	7,496.84	0.00	0.00
Telephone Expenses	5020502000	0.00	0.00	0.00	0.00	7,496.84	0.00	0.00	0.00	7,496.84	0.00	0.00	0.00	0.00	0.00	0.00	0.00	0.00	0.00	0.00	0.00	7,496.84	0.00	0.00
Survey, Research, Exploration and		0.00	0.00	0.00	0.00	2,000,000.00	0.00	0.00	0.00	2,000,000.00	54,725.00	290,747.08	0.00	0.00	345,472.08	54,725.00	142,247.08	0.00	0.00	196,972.08	0.00	1,654,527.92	0.00	148,500.00
Research, Exploration and Development Expenses	5020702000	0.00	0.00	0.00	0.00	2,000,000.00	0.00	0.00	0.00	2,000,000.00	54,725.00	290,747.08	0.00	0.00	345,472.08	54,725.00	142,247.08	0.00	0.00	196,972.08	0.00	1,654,527.92	0.00	148,500.00
Professional Services		0.00	0.00	0.00	0.00	2,340.28	0.00	0.00	0.00	2,340.28	0.00	0.00	0.00	0.00	0.00	0.00	0.00	0.00	0.00	0.00	0.00	2,340.28	0.00	0.00
Other Professional Services	5021199000	0.00	0.00	0.00	0.00	2,340.28	0.00	0.00	0.00	2,340.28	0.00	0.00	0.00	0.00	0.00	0.00	0.00	0.00	0.00	0.00	0.00	2,340.28	0.00	0.00
General Services		0.00	0.00	0.00	0.00	36,855.14	0.00	0.00	0.00	36,855.14	0.00	0.00	0.00	0.00	0.00	0.00	0.00	0.00	0.00	0.00	0.00	36,855.14	0.00	0.00
Other General Services	5021299000	0.00	0.00	0.00	0.00	36,855.14	0.00	0.00	0.00	36,855.14	0.00	0.00	0.00	0.00	0.00	0.00	0.00	0.00	0.00	0.00	0.00	36,855.14	0.00	0.00
Repairs and Maintenance		0.00	0.00	0.00	0.00	23,047.37	0.00	0.00	0.00	23,047.37	0.00	0.00	0.00	0.00	0.00	0.00	0.00	0.00	0.00	0.00	0.00	23,047.37	0.00	0.00
Repairs and Maintenance - Buildings and Other	5021304000	0.00	0.00	0.00	0.00	3,834.00	0.00	0.00	0.00	3,834.00	0.00	0.00	0.00	0.00	0.00	0.00	0.00	0.00	0.00	0.00	0.00	3,834.00	0.00	0.00
Buildings	5021304001	0.00	0.00	0.00	0.00	3,834.00	0.00	0.00	0.00	3,834.00	0.00	0.00	0.00	0.00	0.00	0.00	0.00	0.00	0.00	0.00	0.00	3,834.00	0.00	0.00
Repairs and Maintenance - Machinery and	5021305000	0.00	0.00	0.00	0.00	5,405.64	0.00	0.00	0.00	5,405.64	0.00	0.00	0.00	0.00	0.00	0.00	0.00	0.00	0.00	0.00	0.00	5,405.64	0.00	0.00

**SUMMARY OF APPROPRIATIONS, ALLOTMENTS, OBLIGATIONS, DISBURSEMENTS AND BALANCES BY OBJECT OF EXPENDITURES**  
As at the Quarter Ending June 30, 2024

Department : State Universities and Colleges (SUCs)  
 Agency/Entity : Davao Oriental State University  
 Operating Unit : < not applicable >  
 Organization Code : 08 097 0000000  
 Fund Cluster : 01 - Regular Agency Fund

	Current Year Appropriations
	Supplemental Appropriations
X	Continuing Appropriations

(e.g. UACS Fund Cluster: 01-Regular Agency Fund, 02-Foreign Assisted Projects Fund, 03-Special Account-Locally Funded/Domestic Grants Fund, and 04-Special Account-Foreign Assisted/Foreign Grants


Particulars	UACS CODE	Appropriations			Allotments						Obligations					Disbursements					Balances			
		Authorized Appropriations	Adjustments (Transfer To/Fro)	Adjusted Appropriations	Allotments		Adjustments (Reductions, Modifications)	Transfer To	Transfer From	Adjusted Allotments	1st Quarter Ending March 31	2nd Quarter Ending June 30	3rd Quarter Ending	4th Quarter Ending	Total	1st Quarter Ending March 31	2nd Quarter Ending June 30	3rd Quarter Ending	4th Quarter Ending	Total	Unused Funds		Unpaid Obligations (16-21)=(24+25)	
					SARO	Unobligated															Unreleased Appropriations	Unobligated Allotments	Due and Demand	Not Yet Due
1	2	3	4	5=(3+4)	6	7	8	9	10	11={(6+7+(-)8)}	12	13	14	15	16=(12+13+14+15)	17	18	19	20	21=(17+18+19)	22=(5-11)	23=(11-16)	24	25
Office Equipment	5021305002	0.00	0.00	0.00	0.00	5,405.64	0.00	0.00	0.00	5,405.64	0.00	0.00	0.00	0.00	0.00	0.00	0.00	0.00	0.00	0.00	0.00	5,405.64	0.00	0.00
Repairs and Maintenance - Transportation	5021306000	0.00	0.00	0.00	0.00	13,807.73	0.00	0.00	0.00	13,807.73	0.00	0.00	0.00	0.00	0.00	0.00	0.00	0.00	0.00	0.00	0.00	13,807.73	0.00	0.00
Other Transportation Equipment	5021306009	0.00	0.00	0.00	0.00	13,807.73	0.00	0.00	0.00	13,807.73	0.00	0.00	0.00	0.00	0.00	0.00	0.00	0.00	0.00	0.00	0.00	13,807.73	0.00	0.00
<b>Financial Assistance/Subsidy</b>		<b>0.00</b>	<b>0.00</b>	<b>0.00</b>	<b>0.00</b>	<b>7,553.52</b>	<b>0.00</b>	<b>0.00</b>	<b>0.00</b>	<b>7,553.52</b>	<b>0.00</b>	<b>0.00</b>	<b>0.00</b>	<b>0.00</b>	<b>0.00</b>	<b>0.00</b>	<b>0.00</b>	<b>0.00</b>	<b>0.00</b>	<b>0.00</b>	<b>0.00</b>	<b>7,553.52</b>	<b>0.00</b>	<b>0.00</b>
Subsidies - Others	5021499000	0.00	0.00	0.00	0.00	7,553.52	0.00	0.00	0.00	7,553.52	0.00	0.00	0.00	0.00	0.00	0.00	0.00	0.00	0.00	0.00	0.00	7,553.52	0.00	0.00
<b>Taxes, Insurance Premiums and Other Fees</b>		<b>0.00</b>	<b>0.00</b>	<b>0.00</b>	<b>0.00</b>	<b>2,885.45</b>	<b>0.00</b>	<b>0.00</b>	<b>0.00</b>	<b>2,885.45</b>	<b>0.00</b>	<b>0.00</b>	<b>0.00</b>	<b>0.00</b>	<b>0.00</b>	<b>0.00</b>	<b>0.00</b>	<b>0.00</b>	<b>0.00</b>	<b>0.00</b>	<b>0.00</b>	<b>2,885.45</b>	<b>0.00</b>	<b>0.00</b>
Taxes, Duties and Licenses	5021501000	0.00	0.00	0.00	0.00	2,885.45	0.00	0.00	0.00	2,885.45	0.00	0.00	0.00	0.00	0.00	0.00	0.00	0.00	0.00	0.00	0.00	2,885.45	0.00	0.00
<b>Labor and Wages</b>		<b>0.00</b>	<b>0.00</b>	<b>0.00</b>	<b>0.00</b>	<b>19,299.96</b>	<b>0.00</b>	<b>0.00</b>	<b>0.00</b>	<b>19,299.96</b>	<b>0.00</b>	<b>0.00</b>	<b>0.00</b>	<b>0.00</b>	<b>0.00</b>	<b>0.00</b>	<b>0.00</b>	<b>0.00</b>	<b>0.00</b>	<b>0.00</b>	<b>0.00</b>	<b>19,299.96</b>	<b>0.00</b>	<b>0.00</b>
Labor and Wages	5021601000	0.00	0.00	0.00	0.00	19,299.96	0.00	0.00	0.00	19,299.96	0.00	0.00	0.00	0.00	0.00	0.00	0.00	0.00	0.00	0.00	0.00	19,299.96	0.00	0.00
<b>Other Maintenance and Operating Expenses</b>		<b>0.00</b>	<b>0.00</b>	<b>0.00</b>	<b>0.00</b>	<b>1,291,550.20</b>	<b>0.00</b>	<b>0.00</b>	<b>0.00</b>	<b>1,291,550.20</b>	<b>378,998.93</b>	<b>261,114.76</b>	<b>0.00</b>	<b>0.00</b>	<b>640,113.69</b>	<b>67,223.93</b>	<b>96,751.80</b>	<b>0.00</b>	<b>0.00</b>	<b>163,975.73</b>	<b>0.00</b>	<b>651,436.51</b>	<b>0.00</b>	<b>476,137.96</b>
Representation Expenses	5029903000	0.00	0.00	0.00	0.00	80,890.29	0.00	0.00	0.00	80,890.29	0.00	0.00	0.00	0.00	0.00	0.00	0.00	0.00	0.00	0.00	0.00	80,890.29	0.00	0.00
Other Maintenance and Operating Expenses	5029999000	0.00	0.00	0.00	0.00	1,210,659.91	0.00	0.00	0.00	1,210,659.91	378,998.93	261,114.76	0.00	0.00	640,113.69	67,223.93	96,751.80	0.00	0.00	163,975.73	0.00	570,546.22	0.00	476,137.96
<b>Capital Outlays</b>		<b>0.00</b>	<b>0.00</b>	<b>0.00</b>	<b>0.00</b>	<b>1,678,645.28</b>	<b>0.00</b>	<b>0.00</b>	<b>0.00</b>	<b>1,678,645.28</b>	<b>579,259.00</b>	<b>1,085,787.24</b>	<b>0.00</b>	<b>0.00</b>	<b>1,665,046.24</b>	<b>579,259.00</b>	<b>372,856.96</b>	<b>0.00</b>	<b>0.00</b>	<b>952,115.96</b>	<b>0.00</b>	<b>13,599.04</b>	<b>0.00</b>	<b>712,930.28</b>
<b>Property, Plant and Equipment Outlay</b>		<b>0.00</b>	<b>0.00</b>	<b>0.00</b>	<b>0.00</b>	<b>1,678,645.28</b>	<b>0.00</b>	<b>0.00</b>	<b>0.00</b>	<b>1,678,645.28</b>	<b>579,259.00</b>	<b>1,085,787.24</b>	<b>0.00</b>	<b>0.00</b>	<b>1,665,046.24</b>	<b>579,259.00</b>	<b>372,856.96</b>	<b>0.00</b>	<b>0.00</b>	<b>952,115.96</b>	<b>0.00</b>	<b>13,599.04</b>	<b>0.00</b>	<b>712,930.28</b>
Buildings and Other Structures	5060404000	0.00	0.00	0.00	0.00	1,678,645.28	0.00	0.00	0.00	1,678,645.28	579,259.00	1,085,787.24	0.00	0.00	1,665,046.24	579,259.00	372,856.96	0.00	0.00	952,115.96	0.00	13,599.04	0.00	712,930.28
Buildings	5060404001	0.00	0.00	0.00	0.00	1,678,645.28	0.00	0.00	0.00	1,678,645.28	579,259.00	1,085,787.24	0.00	0.00	1,665,046.24	579,259.00	372,856.96	0.00	0.00	952,115.96	0.00	13,599.04	0.00	712,930.28
<b>GRAND TOTAL</b>		<b>0.00</b>	<b>0.00</b>	<b>0.00</b>	<b>0.00</b>	<b>5,290,762.46</b>	<b>0.00</b>	<b>0.00</b>	<b>0.00</b>	<b>5,290,762.46</b>	<b>1,012,982.93</b>	<b>1,637,649.08</b>	<b>0.00</b>	<b>0.00</b>	<b>2,650,632.01</b>	<b>701,207.93</b>	<b>611,855.84</b>	<b>0.00</b>	<b>0.00</b>	<b>1,313,063.77</b>	<b>0.00</b>	<b>2,640,130.45</b>	<b>0.00</b>	<b>1,337,568.24</b>


Certified Correct:


Recommending Approval

Approved by:

  
**RHIO B. GALLEGO**  
 Budget Officer II

  
**ANNA MAE F. TEOXON, CPA**  
 Accountant II

  
**MARIA LUISA S. TALABOC**  
 Supervising Administrative Officer

  
**ROY G. PONCE, Ed.D**  
 SUC PRESIDENT III