

STATEMENT OF APPROPRIATIONS, ALLOTMENTS, OBLIGATIONS, DISBURSEMENTS AND BALANCES


As at the Quarter Ending December 31, 2024

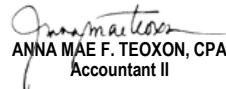
Department : State Universities and Colleges (SUCs)
 Agency/Entity : Davao Oriental State University
 Operating Unit : < not applicable >
 Organization Code (UACS) : 08 097 0000000
 Fund Cluster : 01 - Regular Agency Fund


X	Current Year Appropriations
	Supplemental Appropriations
	Continuing Appropriations


(e.g. UACS Fund Cluster: 01-Regular Agency Fund, 02-Foreign Assisted Projects Fund, 03-Special Account-Locally Funded/Domestic Grants Fund, and 04-Special Account-Foreign Assisted/Foreign Grants Fund)

Particulars	UA CS CO DE	Appropriations			Allotments				Current Year Obligations					Current Year Disbursements					Balances																			
		Authorized Appropriations	Adjustments (Transfer To/From, Modifications/	Adjusted Appropriations	Allotments Received	Adjustments (Reductions, Modifications/ Augmentations)	Tra nsfe r To	Tra nsfe r Fro m	Adjusted Allotments	1st Quarter Ending March 31	2nd Quarter Ending June 30	3rd Quarter Ending September 30	4th Quarter Ending December 31	Total	1st Quarter Ending March 31	2nd Quarter Ending June 30	3rd Quarter Ending September 30	4th Quarter Ending December 31	Total	Unre leas ed Appr	Unobligated Allotments	Unpaid Obligations (15-20)=(23+24)																
																						Due and Demandable	Not Yet Due and															
PS		0.00	4,580,273.00	4,580,273.00	0.00	4,580,273.00	0.00	0.00	0.00	0.00	4,580,273.00	4,580,273.00	0.00	0.00	0.00	4,580,273.00	4,580,273.00	0.00	0.00	0.00	0.00	0.00	0.00	0.00	0.00	0.00	0.00	0.00	0.00	0.00	0.00	0.00	0.00	0.00	0.00			
Sub-Total III. Special Purpose Fund		0.00	165,189,959.00	165,189,959.00	0.00	165,189,959.00	0.00	0.00	165,189,959.00	20,374,707.82	79,453,069.02	25,322,500.46	40,034,954.43	165,185,231.73	20,374,707.82	76,632,718.71	28,142,850.77	40,034,954.43	165,185,231.73	0.00	4,727.27	0.00	0.00	0.00	0.00	0.00	0.00	0.00	0.00	0.00	0.00	0.00	0.00	0.00	0.00	0.00	0.00	
PS		0.00	165,189,959.00	165,189,959.00	0.00	165,189,959.00	0.00	0.00	165,189,959.00	20,374,707.82	79,453,069.02	25,322,500.46	40,034,954.43	165,185,231.73	20,374,707.82	76,632,718.71	28,142,850.77	40,034,954.43	165,185,231.73	0.00	4,727.27	0.00	0.00	0.00	0.00	0.00	0.00	0.00	0.00	0.00	0.00	0.00	0.00	0.00	0.00	0.00	0.00	
MOOE		0.00	0.00	0.00	0.00	0.00	0.00	0.00	0.00	0.00	0.00	0.00	0.00	0.00	0.00	0.00	0.00	0.00	0.00	0.00	0.00	0.00	0.00	0.00	0.00	0.00	0.00	0.00	0.00	0.00	0.00	0.00	0.00	0.00	0.00	0.00		
CO		0.00	0.00	0.00	0.00	0.00	0.00	0.00	0.00	0.00	0.00	0.00	0.00	0.00	0.00	0.00	0.00	0.00	0.00	0.00	0.00	0.00	0.00	0.00	0.00	0.00	0.00	0.00	0.00	0.00	0.00	0.00	0.00	0.00	0.00	0.00		
GRAND TOTAL		376,077,000.00	166,372,451.00	542,449,451.00	392,259,492.00	150,189,959.00	0.00	0.00	542,449,451.00	85,593,674.01	191,121,553.19	65,865,309.24	194,023,515.05	536,604,051.49	65,556,774.15	176,902,020.69	80,079,832.47	207,334,102.98	529,872,730.29	0.00	5,845,399.51	6,731,321.20	0.00	0.00	0.00	0.00	0.00	0.00	0.00	0.00	0.00	0.00	0.00	0.00	0.00	0.00	0.00	
PS		164,297,000.00	190,589,051.00	354,886,051.00	180,479,492.00	174,406,559.00	0.00	0.00	354,886,051.00	62,409,697.84	105,589,168.73	57,565,003.80	125,531,404.22	351,095,274.59	60,650,586.22	97,455,580.99	65,701,703.93	121,617,798.99	345,425,670.13	0.00	3,790,776.41	5,669,604.46	0.00	0.00	0.00	0.00	0.00	0.00	0.00	0.00	0.00	0.00	0.00	0.00	0.00	0.00	0.00	0.00
MOOE		176,780,000.00	(9,216,600.00)	167,563,400.00	176,780,000.00	(9,216,600.00)	0.00	0.00	167,563,400.00	5,363,410.94	85,532,384.46	6,184,305.44	68,454,110.83	165,534,211.67	4,159,553.15	79,080,439.70	11,319,396.66	69,913,105.42	164,472,494.93	0.00	2,029,188.33	1,061,716.74	0.00	0.00	0.00	0.00	0.00	0.00	0.00	0.00	0.00	0.00	0.00	0.00	0.00	0.00	0.00	
CO		35,000,000.00	(15,000,000.00)	20,000,000.00	35,000,000.00	(15,000,000.00)	0.00	0.00	20,000,000.00	17,820,565.23	0.00	2,116,000.00	38,000.00	19,974,565.23	746,634.78	366,000.00	3,058,731.88	15,803,198.57	19,974,565.23	0.00	25,434.77	0.00	0.00	0.00	0.00	0.00	0.00	0.00	0.00	0.00	0.00	0.00	0.00	0.00	0.00	0.00	0.00	
Recapitulation by OO:																																						
HIGHER EDUCATION PROGRAM		317,159,000.00	97,558,415.00	414,717,415.00	317,159,000.00	97,558,415.00	0.00	0.00	414,717,415.00	62,384,295.07	154,940,756.96	44,234,680.95	146,840,275.87	408,400,008.85	43,473,095.99	147,291,509.45	52,541,177.42	160,326,102.55	403,631,885.41	0.00	6,317,406.15	4,768,123.44	0.00	0.00	0.00	0.00	0.00	0.00	0.00	0.00	0.00	0.00	0.00	0.00	0.00	0.00	0.00	
RESEARCH PROGRAM		1,788,000.00	(386,000.00)	1,402,000.00	1,788,000.00	(386,000.00)	0.00	0.00	1,402,000.00	320,661.96	329,959.86	286,860.40	445,515.00	1,382,997.22	278,996.21	275,725.61	233,332.40	408,208.00	1,196,262.22	0.00	19,002.78	186,735.00	0.00	0.00	0.00	0.00	0.00	0.00	0.00	0.00	0.00	0.00	0.00	0.00	0.00	0.00	0.00	
TECHNICAL ADVISORY EXTENSION PROGRAM		1,453,000.00	(184,000.00)	1,269,000.00	1,453,000.00	(184,000.00)	0.00	0.00	1,269,000.00	133,171.45	495,510.00	217,437.24	361,855.28	1,207,973.97	49,671.45	302,570.00	429,868.65	316,164.44	1,098,274.54	0.00	61,026.03	109,699.43	0.00	0.00	0.00	0.00	0.00	0.00	0.00	0.00	0.00	0.00	0.00	0.00	0.00	0.00	0.00	

Certified Correct:

 RHIO D. GALLEGO
 Budget Officer II


 ANNA MAE F. TEOXON, CPA
 Accountant II

Recommending Approval

 MARIA LUISA S. TALABOC
 Supervising Administrative Officer

Approved by:

 ROY G. PONCE, Ed.D
 SUC President III

STATEMENT OF APPROPRIATIONS, ALLOTMENTS, OBLIGATIONS, DISBURSEMENTS AND BALANCES

As at the Quarter Ending December 31, 2024

Department : State Universities and Colleges (SUCs)
Agency/Entity : Davao Oriental State University
Operating Unit : < not applicable >
Organization Code (UACS) : 08 097 0000000
Fund Cluster : 01 - Regular Agency Fund

	Current Year Appropriations
	Supplemental Appropriations
X	Continuing Appropriations

(e.g. UACS Fund Cluster: 01-Regular Agency Fund, 02-Foreign Assisted Projects Fund, 03-Special Account-Locally Funded/Domestic Grants Fund, and 04-Special Account-Foreign Assisted/Foreign Grants)

Particulars	UAC S COD E	Appropriations			Allotments						Current Year Obligations					Current Year Disbursements					Balances			
		Author ized Appropria tions	Adjus tment s (Trans fer)	Adjus ted Appropria tions	Allotments		Adjus tment s (Redu ction)	Trans fer To	Trans fer From	Adjusted Allotments	1st Quarter Ending March 31	2nd Quarter Ending June 30	3rd Quarter Ending September 30	4th Quarter Ending December 31	Total	1st Quarter Ending March 31	2nd Quarter Ending June 30	3rd Quarter Ending September 30	4th Quarter Ending December 31	Total	Unused Funds		Unpaid Obligations (16-21)=(24+25)	
					SARO	Unobligated															Unrelease d	Unobligated Allotments	Due and Demandab	Not Yet Due and
1	2	3	4	5=(3+4)	6	7	8	9	10	11=[(6+7+(-	12	13	14	15	16=(12+13+1	17	18	19	20	21=(17+18+19	22=(5-11)	23=(11-16)	24	25
Higher Education Research and Innovation Project	3101 0020	0.00	0.00	0.00	0.00	1,210,659.91	0.00	0.00	0.00	1,210,659.91	378,998.93	261,114.76	85,259.28	414,578.07	1,139,951.04	67,223.93	96,751.80	157,581.94	531,135.25	852,692.92	0.00	70,708.87	0.00	287,258.12
MOOE		0.00	0.00	0.00	0.00	1,210,659.91	0.00	0.00	0.00	1,210,659.91	378,998.93	261,114.76	85,259.28	414,578.07	1,139,951.04	67,223.93	96,751.80	157,581.94	531,135.25	852,692.92	0.00	70,708.87	0.00	287,258.12
OO : Higher education research improved to promote economic productivity and innovation RESEARCH PROGRAM		0.00	0.00	0.00	0.00	105,795.97	0.00	0.00	0.00	105,795.97	0.00	0.00	0.00	0.00	0.00	0.00	0.00	0.00	0.00	0.00	0.00	105,795.97	0.00	0.00
Conduct of Research Services	3202 0020	0.00	0.00	0.00	0.00	105,795.97	0.00	0.00	0.00	105,795.97	0.00	0.00	0.00	0.00	0.00	0.00	0.00	0.00	0.00	0.00	0.00	105,795.97	0.00	0.00
MOOE		0.00	0.00	0.00	0.00	105,795.97	0.00	0.00	0.00	105,795.97	0.00	0.00	0.00	0.00	0.00	0.00	0.00	0.00	0.00	0.00	0.00	105,795.97	0.00	0.00
OO : Community engagement increased TECHNICAL ADVISORY EXTENSION PROGRAM		0.00	0.00	0.00	0.00	92,192.92	0.00	0.00	0.00	92,192.92	0.00	0.00	0.00	0.00	0.00	0.00	0.00	0.00	0.00	0.00	0.00	92,192.92	0.00	0.00
Provision of Extension Services	3301 0020	0.00	0.00	0.00	0.00	92,192.92	0.00	0.00	0.00	92,192.92	0.00	0.00	0.00	0.00	0.00	0.00	0.00	0.00	0.00	0.00	0.00	92,192.92	0.00	0.00
MOOE		0.00	0.00	0.00	0.00	92,192.92	0.00	0.00	0.00	92,192.92	0.00	0.00	0.00	0.00	0.00	0.00	0.00	0.00	0.00	0.00	0.00	92,192.92	0.00	0.00
Sub-Total, Operations		0.00	0.00	0.00	0.00	5,254,140.12	0.00	0.00	0.00	5,254,140.12	1,012,982.93	1,637,649.08	526,153.28	1,556,943.19	4,733,728.48	701,207.93	611,855.84	1,248,901.61	1,660,183.03	4,222,148.41	0.00	520,411.64	0.00	511,580.07
PS		0.00	0.00	0.00	0.00	0.00	0.00	0.00	0.00	0.00	0.00	0.00	0.00	0.00	0.00	0.00	0.00	0.00	0.00	0.00	0.00	0.00	0.00	0.00
MOOE		0.00	0.00	0.00	0.00	3,575,494.84	0.00	0.00	0.00	3,575,494.84	433,723.93	551,861.84	526,153.28	1,556,943.19	3,068,682.24	121,948.93	238,998.88	702,475.94	1,660,183.03	2,723,606.78	0.00	506,812.60	0.00	345,075.46
CO		0.00	0.00	0.00	0.00	1,678,645.28	0.00	0.00	0.00	1,678,645.28	579,259.00	1,085,787.24	0.00	0.00	1,665,046.24	579,259.00	372,856.96	546,425.67	0.00	1,498,541.63	0.00	13,599.04	0.00	166,504.61
Sub-Total, I. Agency Specific Budget		0.00	0.00	0.00	0.00	5,290,762.46	0.00	0.00	0.00	5,290,762.46	1,012,982.93	1,637,649.08	526,153.28	1,556,943.19	4,733,728.48	701,207.93	611,855.84	1,248,901.61	1,660,183.03	4,222,148.41	0.00	557,033.98	0.00	511,580.07
PS		0.00	0.00	0.00	0.00	0.00	0.00	0.00	0.00	0.00	0.00	0.00	0.00	0.00	0.00	0.00	0.00	0.00	0.00	0.00	0.00	0.00	0.00	0.00
MOOE		0.00	0.00	0.00	0.00	3,612,117.18	0.00	0.00	0.00	3,612,117.18	433,723.93	551,861.84	526,153.28	1,556,943.19	3,068,682.24	121,948.93	238,998.88	702,475.94	1,660,183.03	2,723,606.78	0.00	543,434.94	0.00	345,075.46
CO		0.00	0.00	0.00	0.00	1,678,645.28	0.00	0.00	0.00	1,678,645.28	579,259.00	1,085,787.24	0.00	0.00	1,665,046.24	579,259.00	372,856.96	546,425.67	0.00	1,498,541.63	0.00	13,599.04	0.00	166,504.61
GRAND TOTAL		0.00	0.00	0.00	0.00	5,290,762.46	0.00	0.00	0.00	5,290,762.46	1,012,982.93	1,637,649.08	526,153.28	1,556,943.19	4,733,728.48	701,207.93	611,855.84	1,248,901.61	1,660,183.03	4,222,148.41	0.00	557,033.98	0.00	511,580.07
PS		0.00	0.00	0.00	0.00	0.00	0.00	0.00	0.00	0.00	0.00	0.00	0.00	0.00	0.00	0.00	0.00	0.00	0.00	0.00	0.00	0.00	0.00	0.00
MOOE		0.00	0.00	0.00	0.00	3,612,117.18	0.00	0.00	0.00	3,612,117.18	433,723.93	551,861.84	526,153.28	1,556,943.19	3,068,682.24	121,948.93	238,998.88	702,475.94	1,660,183.03	2,723,606.78	0.00	543,434.94	0.00	345,075.46
CO		0.00	0.00	0.00	0.00	1,678,645.28	0.00	0.00	0.00	1,678,645.28	579,259.00	1,085,787.24	0.00	0.00	1,665,046.24	579,259.00	372,856.96	546,425.67	0.00	1,498,541.63	0.00	13,599.04	0.00	166,504.61


Recapitulation by OO:

Unobligated Allotment	Author ized Appropria tions	Adjus tment s (Trans fer)	Adjus ted Appropria tions	SARO	Unobligated	Adjus tment s (Redu ction)	Trans fer To	Trans fer From	Adjusted Allotments	1st Quarter Ending March 31	2nd Quarter Ending June 30	3rd Quarter Ending September 30	4th Quarter Ending December 31	Total	1st Quarter Ending March 31	2nd Quarter Ending June 30	3rd Quarter Ending September 30	4th Quarter Ending December 31	Total	Unrelease d	Unobligated Allotments	Due and Demandab	Not Yet Due and	
HIGHER EDUCATION PROGRAM	0.00	0.00	0.00	0.00	5,056,151.23	0.00	0.00	0.00	5,056,151.23	1,012,982.93	1,637,649.08	526,153.28	1,556,943.19	4,733,728.48	701,207.93	611,855.84	1,248,901.61	1,660,183.03	4,222,148.41	0.00	322,422.75	0.00	511,580.07	
RESEARCH PROGRAM	0.00	0.00	0.00	0.00	105,795.97	0.00	0.00	0.00	105,795.97	0.00	0.00	0.00	0.00	0.00	0.00	0.00	0.00	0.00	0.00	0.00	0.00	105,795.97	0.00	0.00
TECHNICAL ADVISORY EXTENSION PROGRAM	0.00	0.00	0.00	0.00	92,192.92	0.00	0.00	0.00	92,192.92	0.00	0.00	0.00	0.00	0.00	0.00	0.00	0.00	0.00	0.00	0.00	0.00	92,192.92	0.00	0.00


This report was generated using the Unified Reporting System on January 17, 2025 2:28 PM; Status : SUBMITTED

Certified Correct:



RHIO D. GALLEGO
Budget Officer II


ANNA MAE F. TEOXON, CPA
Accountant II

Recommending Approval


MARIA LUISA S. TALABOC
Supervising Administrative Officer

Approved by:


ROY G. PONCE, Ed.D.
SUC President III