

MONTHLY REPORT OF DISBURSEMENTS
For the month of March 2024

Department : State Universities and Colleges (SUCs)
 Agency/Entity : Davao Oriental State University
 Operating Unit : < not applicable >
 Organization Code (UACS) : 08 097 0000000
 Fund Cluster : 01 - Regular Agency Fund

Particulars	Current Year Budget					Prior Year's Budget											SUB-TOTAL	Trust Liabilities				Grand Total					Remarks			
	PS	MOOE	Fin Ex	CO	TOTAL	Prior Year's Accounts Payable					Current Year's Accounts					TOTAL		PS	MO OE	CO	TOT AL	PS	MOOE	Fin Ex	CO	TOTAL				
						PS	MOOE	FinE	CO	Sub-Total	PS	MO	FinE	CO	Sub-															
1	2	3	4	5	6=(2+3+4+5)	7	8	9	10	11=(7+8+9+10)	12	13	14	15	16=(12)	17=(11+16)	18=(6+17)	19	20	21	22=(23	24	25	26	27=(23+24+25+2	28			
CASH DISBURSEMENTS	20,140,106.50	1,740,042.37	0.00	746,634.78	22,626,783.65	15,859.15	428,300.08	0.00	0.00	444,159.23	0.00	0.00	0.00	0.00	0.00	444,159.23	23,070,942.88	0.00	0.00	0.00	0.00	20,155,965.65	2,168,342.45	0.00	746,634.78	23,070,942.88				
Notice of Cash Allocation (NCA)	20,140,106.50	1,740,042.37	0.00	746,634.78	22,626,783.65	15,859.15	428,300.08	0.00	0.00	444,159.23	0.00	0.00	0.00	0.00	0.00	444,159.23	23,070,942.88	0.00	0.00	0.00	0.00	20,155,965.65	2,168,342.45	0.00	746,634.78	23,070,942.88				
MDS Checks Issued	3,001,797.68	43,868.20	0.00	0.00	3,045,665.88	11,400.00	0.00	0.00	0.00	11,400.00	0.00	0.00	0.00	0.00	0.00	11,400.00	3,057,065.88	0.00	0.00	0.00	0.00	3,013,197.68	43,868.20	0.00	0.00	3,057,065.88				
Advice to Debit Account	17,138,308.82	1,696,174.17	0.00	746,634.78	19,581,117.77	4,459.15	428,300.08	0.00	0.00	432,759.23	0.00	0.00	0.00	0.00	0.00	432,759.23	20,013,877.00	0.00	0.00	0.00	0.00	17,142,767.97	2,124,474.25	0.00	746,634.78	20,013,877.00				
Notice of Transfer Allocations (NTA)	0.00	0.00	0.00	0.00	0.00	0.00	0.00	0.00	0.00	0.00	0.00	0.00	0.00	0.00	0.00	0.00	0.00	0.00	0.00	0.00	0.00	0.00	0.00	0.00	0.00	0.00	0.00			
MDS Checks Issued	0.00	0.00	0.00	0.00	0.00	0.00	0.00	0.00	0.00	0.00	0.00	0.00	0.00	0.00	0.00	0.00	0.00	0.00	0.00	0.00	0.00	0.00	0.00	0.00	0.00	0.00	0.00	0.00		
Advice to Debit Account	0.00	0.00	0.00	0.00	0.00	0.00	0.00	0.00	0.00	0.00	0.00	0.00	0.00	0.00	0.00	0.00	0.00	0.00	0.00	0.00	0.00	0.00	0.00	0.00	0.00	0.00	0.00	0.00		
Working Fund for FAPs	0.00	0.00	0.00	0.00	0.00	0.00	0.00	0.00	0.00	0.00	0.00	0.00	0.00	0.00	0.00	0.00	0.00	0.00	0.00	0.00	0.00	0.00	0.00	0.00	0.00	0.00	0.00	0.00	0.00	
Cash Disbursement Ceiling (CDC)	0.00	0.00	0.00	0.00	0.00	0.00	0.00	0.00	0.00	0.00	0.00	0.00	0.00	0.00	0.00	0.00	0.00	0.00	0.00	0.00	0.00	0.00	0.00	0.00	0.00	0.00	0.00	0.00	0.00	
TOTAL CASH DISBURSEMENTS	20,140,106.50	1,740,042.37	0.00	746,634.78	22,626,783.65	15,859.15	428,300.08	0.00	0.00	444,159.23	0.00	0.00	0.00	0.00	0.00	444,159.23	23,070,942.88	0.00	0.00	0.00	0.00	20,155,965.65	2,168,342.45	0.00	746,634.78	23,070,942.88				
NON-CASH DISBURSEMENTS	1,089,613.27	19,328.24	0.00	0.00	1,108,941.51	0.00	27,109.62	0.00	0.00	27,109.62	0.00	0.00	0.00	0.00	0.00	27,109.62	1,136,051.13	0.00	0.00	0.00	0.00	1,089,613.27	46,437.86	0.00	0.00	1,136,051.13				
Tax Remittance Advices Issued (TRA)	1,089,613.27	19,328.24	0.00	0.00	1,108,941.51	0.00	27,109.62	0.00	0.00	27,109.62	0.00	0.00	0.00	0.00	0.00	27,109.62	1,136,051.13	0.00	0.00	0.00	0.00	1,089,613.27	46,437.86	0.00	0.00	1,136,051.13				
Non-Cash Availment Authority (NCAA)	0.00	0.00	0.00	0.00	0.00	0.00	0.00	0.00	0.00	0.00	0.00	0.00	0.00	0.00	0.00	0.00	0.00	0.00	0.00	0.00	0.00	0.00	0.00	0.00	0.00	0.00	0.00	0.00		
Disbursements effected through outright deductions	0.00	0.00	0.00	0.00	0.00	0.00	0.00	0.00	0.00	0.00	0.00	0.00	0.00	0.00	0.00	0.00	0.00	0.00	0.00	0.00	0.00	0.00	0.00	0.00	0.00	0.00	0.00	0.00	0.00	
Overpayment of expenses(e.g. personnel	0.00	0.00	0.00	0.00	0.00	0.00	0.00	0.00	0.00	0.00	0.00	0.00	0.00	0.00	0.00	0.00	0.00	0.00	0.00	0.00	0.00	0.00	0.00	0.00	0.00	0.00	0.00	0.00	0.00	
Restitution for loss of government property	0.00	0.00	0.00	0.00	0.00	0.00	0.00	0.00	0.00	0.00	0.00	0.00	0.00	0.00	0.00	0.00	0.00	0.00	0.00	0.00	0.00	0.00	0.00	0.00	0.00	0.00	0.00	0.00	0.00	
Liquidated damages and similar claims	0.00	0.00	0.00	0.00	0.00	0.00	0.00	0.00	0.00	0.00	0.00	0.00	0.00	0.00	0.00	0.00	0.00	0.00	0.00	0.00	0.00	0.00	0.00	0.00	0.00	0.00	0.00	0.00	0.00	
Others(TEF, BTr-Documentary Stamp Tax, etc.)	0.00	0.00	0.00	0.00	0.00	0.00	0.00	0.00	0.00	0.00	0.00	0.00	0.00	0.00	0.00	0.00	0.00	0.00	0.00	0.00	0.00	0.00	0.00	0.00	0.00	0.00	0.00	0.00	0.00	
TOTAL NON-CASH DISBURSEMENTS	1,089,613.27	19,328.24	0.00	0.00	1,108,941.51	0.00	27,109.62	0.00	0.00	27,109.62	0.00	0.00	0.00	0.00	0.00	27,109.62	1,136,051.13	0.00	0.00	0.00	0.00	1,089,613.27	46,437.86	0.00	0.00	1,136,051.13				
GRAND TOTAL	21,229,719.77	1,759,370.61	0.00	746,634.78	23,735,725.16	15,859.15	455,409.70	0.00	0.00	471,268.85	0.00	0.00	0.00	0.00	0.00	471,268.85	24,206,994.01	0.00	0.00	0.00	0.00	21,245,578.92	2,214,780.31	0.00	746,634.78	24,206,994.01				

SUMMARY

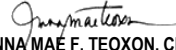
Particulars (1)	Previous Report (2)	This Month (3)	As at Date (4)
Total Disbursement Authorities Received	51,151,421.15	24,206,199.13	75,357,620.28
NCA	48,878,296.00	23,070,148.00	71,948,444.00
NTA	0.00	0.00	0.00
Working Fund	0.00	0.00	0.00
TRA	2,273,125.15	1,136,051.13	3,409,176.28
CDC	0.00	0.00	0.00
NCAA	0.00	0.00	0.00
Less: Notice of Transfer of Allocations (NTA)* issued	0.00	0.00	0.00
Total Disbursement Authorities Available	51,151,421.15	24,206,199.13	75,357,620.28
Less:	0.00	0.00	0.00
Lapsed NCA	0.00	0.00	0.00
Disbursements	51,150,395.93	24,206,994.01	75,357,389.94
Less: Other Non-Cash Disbursements	0.00	0.00	0.00
Disbursements effected through outright deductions from claims	0.00	0.00	0.00
Overpayment of expenses(e.g. personnel benefits)	0.00	0.00	0.00
Restitution for loss of government property	0.00	0.00	0.00
Liquidated damages and similar claims	0.00	0.00	0.00
Others (e.g. TEF, BTr, Docs Stamp, etc.)	0.00	0.00	0.00
Add/Less: Adjustments (e.g. cancelled/staled checks)	0.00	0.00	0.00
Balance of Disbursement Authorities as at date	1,025.22	(794.88)	230.34
Total Disbursements Program	0.00	0.00	0.00
Less: *Actual Disbursements	0.00	0.00	0.00
(Over)/Under spending	0.00	0.00	0.00

Notes: * The use of NTA is discouraged


Notes: ** Amounts should tally with the grand total disbursement (column 27).

This report was generated using the Unified Reporting System on April 12, 2024 5:50 PM; Status : SUBMITTED

Certified Correct:


ANNA MAE F. TEOXON, CPA
 Accountant II

Recommending Approval


MARIA LUISA S. TALABOC
 Supervising Administrative Officer

Approved by:


ROY G. PONCE
 SUC President III

MONTHLY REPORT OF DISBURSEMENTS
For the month of February 2024

Department : State Universities and Colleges (SUCs)
 Agency/Entity : Davao Oriental State University
 Operating Unit : < not applicable >
 Organization Code (UACS) : 08 097 0000000
 Fund Cluster : 01 - Regular Agency Fund

Particulars	Current Year Budget					Prior Year's Budget											SUB-TOTAL	Trust Liabilities				Grand Total					Remarks	
	PS	MOOE	FinE x	CO	TOTAL	Prior Year's Accounts Payable					Current Year's Accounts					TOTAL		PS	MO OE	CO	TOT AL	PS	MOOE	FinE x	CO	TOTAL		
						PS	MOOE	FinEx	CO	Sub-Total	PS	MO	FinE	CO	Sub-													17=(11+16)
1	2	3	4	5	6=(2+3+4+5)	7	8	9	10	11=(7+8+9+10)	12	13	14	15	16=(1	17=(11+16)	18=(6+17)	19	20	21	22=(23	24	25	26	27=(23+24+25+	28	
CASH DISBURSEMENTS	23,585,877.29	2,261,134.65	0.00	541,930.31	26,388,942.25	6,607,107.73	482,303.23	0.00	1,150,322.15	8,239,733.11	0.00	0.00	0.00	0.00	0.00	8,239,733.11	34,628,675.36	0.00	0.00	0.00	0.00	30,192,985.02	2,743,437.88	0.00	1,692,252.46	34,628,675.36		
Notice of Cash Allocation (NCA)	23,585,877.29	2,261,134.65	0.00	541,930.31	26,388,942.25	6,607,107.73	482,303.23	0.00	1,150,322.15	8,239,733.11	0.00	0.00	0.00	0.00	0.00	8,239,733.11	34,628,675.36	0.00	0.00	0.00	0.00	30,192,985.02	2,743,437.88	0.00	1,692,252.46	34,628,675.36		
MDS Checks Issued	195,594.07	75,356.24	0.00		270,950.31	0.00		0.00		270,950.31	0.00	0.00	0.00	0.00	0.00	270,950.31	75,356.24	0.00	0.00	0.00	0.00	195,594.07	75,356.24	0.00	0.00	270,950.31		
Advice to Debit Account	23,390,283.22	2,185,778.41	0.00	541,930.31	26,117,991.94	6,607,107.73	482,303.23	0.00	1,150,322.15	8,239,733.11	0.00	0.00	0.00	0.00	0.00	8,239,733.11	34,357,725.05	0.00	0.00	0.00	0.00	29,997,390.95	2,668,081.64	0.00	1,692,252.46	34,357,725.05		
Notice of Transfer Allocations (NTA)	0.00	0.00	0.00	0.00	0.00	0.00	0.00	0.00	0.00	0.00	0.00	0.00	0.00	0.00	0.00	0.00	0.00	0.00	0.00	0.00	0.00	0.00	0.00	0.00	0.00	0.00	0.00	
MDS Checks Issued	0.00	0.00	0.00	0.00	0.00	0.00	0.00	0.00	0.00	0.00	0.00	0.00	0.00	0.00	0.00	0.00	0.00	0.00	0.00	0.00	0.00	0.00	0.00	0.00	0.00	0.00	0.00	0.00
Advice to Debit Account	0.00	0.00	0.00	0.00	0.00	0.00	0.00	0.00	0.00	0.00	0.00	0.00	0.00	0.00	0.00	0.00	0.00	0.00	0.00	0.00	0.00	0.00	0.00	0.00	0.00	0.00	0.00	0.00
Working Fund for FAPs	0.00	0.00	0.00	0.00	0.00	0.00	0.00	0.00	0.00	0.00	0.00	0.00	0.00	0.00	0.00	0.00	0.00	0.00	0.00	0.00	0.00	0.00	0.00	0.00	0.00	0.00	0.00	0.00
Cash Disbursement Ceiling (CDC)	0.00	0.00	0.00	0.00	0.00	0.00	0.00	0.00	0.00	0.00	0.00	0.00	0.00	0.00	0.00	0.00	0.00	0.00	0.00	0.00	0.00	0.00	0.00	0.00	0.00	0.00	0.00	0.00
TOTAL CASH DISBURSEMENTS	23,585,877.29	2,261,134.65	0.00	541,930.31	26,388,942.25	6,607,107.73	482,303.23	0.00	1,150,322.15	8,239,733.11	0.00	0.00	0.00	0.00	0.00	8,239,733.11	34,628,675.36	0.00	0.00	0.00	0.00	30,192,985.02	2,743,437.88	0.00	1,692,252.46	34,628,675.36		
NON-CASH DISBURSEMENTS	1,046,009.60	14,309.56	0.00	37,328.69	1,097,647.85	0.00	26,843.94	0.00	95,401.77	122,245.71	0.00	0.00	0.00	0.00	0.00	122,245.71	1,219,893.56	0.00	0.00	0.00	0.00	1,046,009.60	41,153.50	0.00	132,730.46	1,219,893.56		
Tax Remittance Advices Issued (TRA)	1,046,009.60	14,309.56	0.00	37,328.69	1,097,647.85	0.00	26,843.94	0.00	95,401.77	122,245.71	0.00	0.00	0.00	0.00	0.00	122,245.71	1,219,893.56	0.00	0.00	0.00	0.00	1,046,009.60	41,153.50	0.00	132,730.46	1,219,893.56		
Non-Cash Availment Authority (NCAA)	0.00	0.00	0.00	0.00	0.00	0.00	0.00	0.00	0.00	0.00	0.00	0.00	0.00	0.00	0.00	0.00	0.00	0.00	0.00	0.00	0.00	0.00	0.00	0.00	0.00	0.00	0.00	0.00
Disbursements effected through outright	0.00	0.00	0.00	0.00	0.00	0.00	0.00	0.00	0.00	0.00	0.00	0.00	0.00	0.00	0.00	0.00	0.00	0.00	0.00	0.00	0.00	0.00	0.00	0.00	0.00	0.00	0.00	0.00
Overpayment of expenses(e.g. personnel)	0.00	0.00	0.00	0.00	0.00	0.00	0.00	0.00	0.00	0.00	0.00	0.00	0.00	0.00	0.00	0.00	0.00	0.00	0.00	0.00	0.00	0.00	0.00	0.00	0.00	0.00	0.00	0.00
Restitution for loss of government property	0.00	0.00	0.00	0.00	0.00	0.00	0.00	0.00	0.00	0.00	0.00	0.00	0.00	0.00	0.00	0.00	0.00	0.00	0.00	0.00	0.00	0.00	0.00	0.00	0.00	0.00	0.00	0.00
Liquidated damages and similar claims	0.00	0.00	0.00	0.00	0.00	0.00	0.00	0.00	0.00	0.00	0.00	0.00	0.00	0.00	0.00	0.00	0.00	0.00	0.00	0.00	0.00	0.00	0.00	0.00	0.00	0.00	0.00	0.00
Others(TEF, BTr-Documentary Stamp Tax,	0.00	0.00	0.00	0.00	0.00	0.00	0.00	0.00	0.00	0.00	0.00	0.00	0.00	0.00	0.00	0.00	0.00	0.00	0.00	0.00	0.00	0.00	0.00	0.00	0.00	0.00	0.00	0.00
TOTAL NON-CASH DISBURSEMENTS	1,046,009.60	14,309.56	0.00	37,328.69	1,097,647.85	0.00	26,843.94	0.00	95,401.77	122,245.71	0.00	0.00	0.00	0.00	0.00	122,245.71	1,219,893.56	0.00	0.00	0.00	0.00	1,046,009.60	41,153.50	0.00	132,730.46	1,219,893.56		
GRAND TOTAL	24,631,886.89	2,275,444.21	0.00	579,259.00	27,486,590.10	6,607,107.73	509,147.17	0.00	1,245,723.92	8,361,978.82	0.00	0.00	0.00	0.00	0.00	8,361,978.82	35,848,568.92	0.00	0.00	0.00	0.00	31,238,994.62	2,784,591.38	0.00	1,824,982.92	35,848,568.92		

SUMMARY

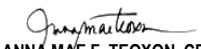
Particulars (1)	Previous Report (2)	This Month (3)	As at Date (4)
Total Disbursement Authorities Received	16,593,231.59	34,558,189.56	51,151,421.15
NCA	15,540,000.00	33,338,296.00	48,878,296.00
NTA	0.00	0.00	0.00
Working Fund	0.00	0.00	0.00
TRA	1,053,231.59	1,219,893.56	2,273,125.15
CDC	0.00	0.00	0.00
NCAA	0.00	0.00	0.00
Less: Notice of Transfer of Allocations (NTA)* issued	0.00	0.00	0.00
Total Disbursement Authorities Available	16,593,231.59	34,558,189.56	51,151,421.15
Less:	0.00	0.00	0.00
Lapsed NCA	0.00	0.00	0.00
Disbursements	15,301,827.01	35,848,568.92	51,150,395.93
Less: Other Non-Cash Disbursements	0.00	0.00	0.00
Disbursements effected through outright deductions from claims	0.00	0.00	0.00
Overpayment of expenses(e.g. personnel benefits)	0.00	0.00	0.00
Restitution for loss of government property	0.00	0.00	0.00
Liquidated damages and similar claims	0.00	0.00	0.00
Others (e.g. TEF, BTr, Docs Stamp, etc.)	0.00	0.00	0.00
Add/Less: Adjustments (e.g. cancelled/staled checks)	0.00	0.00	0.00
Balance of Disbursement Authorities as at date	1,291,404.58	(1,290,379.36)	1,025.22
Total Disbursements Program	0.00	0.00	0.00
Less: *Actual Disbursements	0.00	0.00	0.00
(Over)/Under spending	0.00	0.00	0.00

Notes: * The use of NTA is discouraged


Notes: ** Amounts should tally with the grand total disbursement (column 27).

This report was generated using the Unified Reporting System on April 12, 2024 5:56 PM; Status : SUBMITTED

Certified Correct:


ANNA MAE F. TEOXON, CPA
Accountant II

Recommending Approval


MARIA LUISA S. TALABOC
Supervising Administrative Officer

Approved by:


ROY G. PONCE
SUC President III

MONTHLY REPORT OF DISBURSEMENTS
For the month of January 2024

Department : State Universities and Colleges (SUCs)
 Agency/Entity : Davao Oriental State University
 Operating Unit : < not applicable >
 Organization Code (UACS) : 08 097 0000000
 Fund Cluster : 01 - Regular Agency Fund

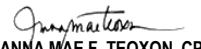
Particulars	Current Year Budget					Prior Year's Budget											SUB-TOTAL	Trust Liabilities				Grand Total					Remarks											
	PS	MOOE	FinE x	CO	TOTAL	Prior Year's Accounts Payable					Current Year's Accounts Payable					TOTAL		PS	MOOE	CO	TOTAL	PS	MOOE	FinE x	CO	TOTAL												
						7	8	9	10	11=(7+8+9+)	12	13	14	15	16=(12+)													17=(11+16)	18=(6+17)	19	20	21	22=(19)	23	24	25	26	27=(23+24+25+2)
1	2	3	4	5	6=(2+3+4+5)	7	8	9	10	11=(7+8+9+)	12	13	14	15	16=(12+)	17=(11+16)	18=(6+17)	19	20	21	22=(19)	23	24	25	26	27=(23+24+25+2)	28											
CASH DISBURSEMENTS	13,740,214.56	246,675.79	0.00	0.00	13,986,890.35	18,903.44	242,801.63	0.00	0.00	261,705.07	0.00	0.00	0.00	0.00	0.00	261,705.07	14,248,595.42	0.00	0.00	0.00	0.00	13,759,118.00	489,477.42	0.00	0.00	14,248,595.42												
Notice of Cash Allocation (NCA)	13,740,214.56	246,675.79	0.00	0.00	13,986,890.35	18,903.44	242,801.63	0.00	0.00	261,705.07	0.00	0.00	0.00	0.00	0.00	261,705.07	14,248,595.42	0.00	0.00	0.00	0.00	13,759,118.00	489,477.42	0.00	0.00	14,248,595.42												
MDS Checks Issued	25,351.86	2,250.00	0.00	0.00	27,601.86	0.00	0.00	0.00	0.00	0.00	0.00	0.00	0.00	0.00	0.00	0.00	27,601.86	0.00	0.00	0.00	0.00	25,351.86	2,250.00	0.00	0.00	27,601.86												
Advice to Debit Account	13,714,862.70	244,425.79	0.00	0.00	13,959,288.49	18,903.44	242,801.63	0.00	0.00	261,705.07	0.00	0.00	0.00	0.00	0.00	261,705.07	14,220,993.56	0.00	0.00	0.00	0.00	13,733,766.14	487,227.42	0.00	0.00	14,220,993.56												
Notice of Transfer Allocations (NTA)	0.00	0.00	0.00	0.00	0.00	0.00	0.00	0.00	0.00	0.00	0.00	0.00	0.00	0.00	0.00	0.00	0.00	0.00	0.00	0.00	0.00	0.00	0.00	0.00	0.00	0.00	0.00											
MDS Checks Issued	0.00	0.00	0.00	0.00	0.00	0.00	0.00	0.00	0.00	0.00	0.00	0.00	0.00	0.00	0.00	0.00	0.00	0.00	0.00	0.00	0.00	0.00	0.00	0.00	0.00	0.00	0.00											
Advice to Debit Account	0.00	0.00	0.00	0.00	0.00	0.00	0.00	0.00	0.00	0.00	0.00	0.00	0.00	0.00	0.00	0.00	0.00	0.00	0.00	0.00	0.00	0.00	0.00	0.00	0.00	0.00	0.00											
Working Fund for FAPs	0.00	0.00	0.00	0.00	0.00	0.00	0.00	0.00	0.00	0.00	0.00	0.00	0.00	0.00	0.00	0.00	0.00	0.00	0.00	0.00	0.00	0.00	0.00	0.00	0.00	0.00	0.00											
Cash Disbursement Ceiling (CDC)	0.00	0.00	0.00	0.00	0.00	0.00	0.00	0.00	0.00	0.00	0.00	0.00	0.00	0.00	0.00	0.00	0.00	0.00	0.00	0.00	0.00	0.00	0.00	0.00	0.00	0.00	0.00											
TOTAL CASH DISBURSEMENTS	13,740,214.56	246,675.79	0.00	0.00	13,986,890.35	18,903.44	242,801.63	0.00	0.00	261,705.07	0.00	0.00	0.00	0.00	0.00	261,705.07	14,248,595.42	0.00	0.00	0.00	0.00	13,759,118.00	489,477.42	0.00	0.00	14,248,595.42												
NON-CASH DISBURSEMENTS	1,048,765.00	11.47	0.00	0.00	1,048,776.47	0.00	4,455.12	0.00	0.00	4,455.12	0.00	0.00	0.00	0.00	0.00	4,455.12	1,053,231.59	0.00	0.00	0.00	0.00	1,048,765.00	4,466.59	0.00	0.00	1,053,231.59												
Tax Remittance Advices Issued (TRA)	1,048,765.00	11.47	0.00	0.00	1,048,776.47	0.00	4,455.12	0.00	0.00	4,455.12	0.00	0.00	0.00	0.00	0.00	4,455.12	1,053,231.59	0.00	0.00	0.00	0.00	1,048,765.00	4,466.59	0.00	0.00	1,053,231.59												
Non-Cash Availment Authority (NCAA)	0.00	0.00	0.00	0.00	0.00	0.00	0.00	0.00	0.00	0.00	0.00	0.00	0.00	0.00	0.00	0.00	0.00	0.00	0.00	0.00	0.00	0.00	0.00	0.00	0.00	0.00	0.00											
Disbursements effected through outright deductions from	0.00	0.00	0.00	0.00	0.00	0.00	0.00	0.00	0.00	0.00	0.00	0.00	0.00	0.00	0.00	0.00	0.00	0.00	0.00	0.00	0.00	0.00	0.00	0.00	0.00	0.00	0.00											
Overpayment of expenses(e.g. personnel benefits)	0.00	0.00	0.00	0.00	0.00	0.00	0.00	0.00	0.00	0.00	0.00	0.00	0.00	0.00	0.00	0.00	0.00	0.00	0.00	0.00	0.00	0.00	0.00	0.00	0.00	0.00	0.00											
Restitution for loss of government property	0.00	0.00	0.00	0.00	0.00	0.00	0.00	0.00	0.00	0.00	0.00	0.00	0.00	0.00	0.00	0.00	0.00	0.00	0.00	0.00	0.00	0.00	0.00	0.00	0.00	0.00	0.00											
Liquidated damages and similar claims	0.00	0.00	0.00	0.00	0.00	0.00	0.00	0.00	0.00	0.00	0.00	0.00	0.00	0.00	0.00	0.00	0.00	0.00	0.00	0.00	0.00	0.00	0.00	0.00	0.00	0.00	0.00											
Others(TEF, BTr-Documentary Stamp Tax, etc.)	0.00	0.00	0.00	0.00	0.00	0.00	0.00	0.00	0.00	0.00	0.00	0.00	0.00	0.00	0.00	0.00	0.00	0.00	0.00	0.00	0.00	0.00	0.00	0.00	0.00	0.00	0.00											
TOTAL NON-CASH DISBURSEMENTS	1,048,765.00	11.47	0.00	0.00	1,048,776.47	0.00	4,455.12	0.00	0.00	4,455.12	0.00	0.00	0.00	0.00	0.00	4,455.12	1,053,231.59	0.00	0.00	0.00	0.00	1,048,765.00	4,466.59	0.00	0.00	1,053,231.59												
GRAND TOTAL	14,788,979.56	246,687.26	0.00	0.00	15,035,666.82	18,903.44	247,256.75	0.00	0.00	266,160.19	0.00	0.00	0.00	0.00	0.00	266,160.19	15,301,827.01	0.00	0.00	0.00	0.00	14,807,883.00	493,944.01	0.00	0.00	15,301,827.01												

SUMMARY


Particulars	Previous Report	This Month	As at Date
(1)	(2)	(3)	(4)
Total Disbursement Authorities Received	0.00	16,593,231.59	16,593,231.59
NCA	0.00	15,540,000.00	15,540,000.00
NTA	0.00	0.00	0.00
Working Fund	0.00	0.00	0.00
TRA	0.00	1,053,231.59	1,053,231.59
CDC	0.00	0.00	0.00
NCAA	0.00	0.00	0.00
Less: Notice of Transfer of Allocations (NTA)* issued	0.00	0.00	0.00
Total Disbursement Authorities Available	0.00	16,593,231.59	16,593,231.59
Less:	0.00	0.00	0.00
Lapsed NCA	0.00	0.00	0.00
Disbursements	0.00	15,301,827.01	15,301,827.01
Less: Other Non-Cash Disbursements	0.00	0.00	0.00
Disbursements effected through outright deductions from claims	0.00	0.00	0.00
Overpayment of expenses(e.g. personnel benefits)	0.00	0.00	0.00
Restitution for loss of government property	0.00	0.00	0.00
Liquidated damages and similar claims	0.00	0.00	0.00
Others (e.g. TEF, BTr, Docs Stamp, etc.)	0.00	0.00	0.00
Add/Less: Adjustments (e.g. cancelled/staled checks)	0.00	0.00	0.00
Balance of Disbursement Authorities as at date	0.00	1,291,404.58	1,291,404.58
Total Disbursements Program	0.00	0.00	0.00
Less: *Actual Disbursements	0.00	0.00	0.00
(Over)/Under spending	0.00	0.00	0.00

Notes: * The use of NTA is discouraged
Notes: ** Amounts should tally with the grand total disbursemnt (column 27).


Certified Correct:


ANNA MAE F. TEOXON, CPA
 Accountant II

Recommending Approval


MARIA LUISA S. TALABOC
 Supervising Administrative Officer

Approved by:


ROY G. PONCE
 SUC President III