

SUMMARY OF APPROPRIATIONS, ALLOTMENTS, OBLIGATIONS, DISBURSEMENTS AND BALANCES BY OBJECT OF EXPENDITURES

As at the Quarter Ending March 31, 2024

Department : State Universities and Colleges (SUCs)

Agency/Entity : Davao Oriental State University

Operating Unit : < not applicable >

Organization Code (UACS) : 08 097 0000000

Fund Cluster : 01 - Regular Agency Fund

(e.g. UACS Fund Cluster: 01-Regular Agency Fund, 02-Foreign Assisted Projects Fund, 03-Special Account-Locally Funded/Domestic Grants Fund, and 04-Special Account-Foreign Assisted/Foreign Grants Fund)

	Current Year Appropriations
	Supplemental Appropriations
X	Continuing Appropriations

Particulars	UACS CODE	Appropriations			Allotments						Obligations					Disbursements					Balances									
		Authorized Appropriations	Adjustments (Transfer To/From, Modifications/Augmentations)	Adjusted Appropriations	Allotments		Adjustments (Reductions, Modifications)	Transfer To	Transfer From	Adjusted Allotments	1st Quarter Ending March 31	2nd Quarter Ending	3rd Quarter Ending	4th Quarter Ending	Total	1st Quarter Ending March 31	2nd Quarter Ending	3rd Quarter Ending	4th Quarter Ending	Total	Unused Funds		Unpaid Obligations (16-21)=(24+25)							
					SARO	Unobligated															16=(12+13+14+15)	17	18	19	20	21=(17+18+19+20)	22=(5-11)	23=(11-16)	24	25
					5=(3+4)	6															7	8	9	10	11=[(6+7+(-)8)-9+10]	12	13	14	15	16=(12+13+14+15)
SUMMARY		0.00	0.00	0.00	0.00	5,290,762.46	0.00	0.00	0.00	5,290,762.46	1,012,982.93	0.00	0.00	0.00	1,012,982.93	701,207.93	0.00	0.00	0.00	701,207.93	0.00	4,277,779.53	0.00	311,775.00						
Unobligated Allotment		0.00	0.00	0.00	0.00	5,290,762.46	0.00	0.00	0.00	5,290,762.46	1,012,982.93	0.00	0.00	0.00	1,012,982.93	701,207.93	0.00	0.00	0.00	701,207.93	0.00	4,277,779.53	0.00	311,775.00						
I. AGENCY SPECIFIC BUDGET		0.00	0.00	0.00	0.00	5,290,762.46	0.00	0.00	0.00	5,290,762.46	1,012,982.93	0.00	0.00	0.00	1,012,982.93	701,207.93	0.00	0.00	0.00	701,207.93	0.00	4,277,779.53	0.00	311,775.00						
Maintenance and Other Operating Expenses		0.00	0.00	0.00	0.00	3,612,117.18	0.00	0.00	0.00	3,612,117.18	433,723.93	0.00	0.00	0.00	433,723.93	121,948.93	0.00	0.00	0.00	121,948.93	0.00	3,178,393.25	0.00	0.00						
Traveling Expenses		0.00	0.00	0.00	0.00	10,736.42	0.00	0.00	0.00	10,736.42	0.00	0.00	0.00	0.00	0.00	0.00	0.00	0.00	0.00	0.00	0.00	10,736.42	0.00	0.00						
Traveling Expenses - Local	50201010	0.00	0.00	0.00	0.00	10,736.42	0.00	0.00	0.00	10,736.42	0.00	0.00	0.00	0.00	0.00	0.00	0.00	0.00	0.00	0.00	0.00	10,736.42	0.00	0.00						
Training and Scholarship Expenses		0.00	0.00	0.00	0.00	65,922.13	0.00	0.00	0.00	65,922.13	0.00	0.00	0.00	0.00	0.00	0.00	0.00	0.00	0.00	0.00	0.00	65,922.13	0.00	0.00						
Training Expenses	50202010	0.00	0.00	0.00	0.00	13,914.10	0.00	0.00	0.00	13,914.10	0.00	0.00	0.00	0.00	0.00	0.00	0.00	0.00	0.00	0.00	0.00	13,914.10	0.00	0.00						
Scholarship Grants/Expenses	50202020	0.00	0.00	0.00	0.00	52,008.03	0.00	0.00	0.00	52,008.03	0.00	0.00	0.00	0.00	0.00	0.00	0.00	0.00	0.00	0.00	0.00	52,008.03	0.00	0.00						
Supplies and Materials Expenses		0.00	0.00	0.00	0.00	135,985.72	0.00	0.00	0.00	135,985.72	0.00	0.00	0.00	0.00	0.00	0.00	0.00	0.00	0.00	0.00	0.00	135,985.72	0.00	0.00						
Fuel, Oil and Lubricants Expenses	50203000	0.00	0.00	0.00	0.00	7,591.13	0.00	0.00	0.00	7,591.13	0.00	0.00	0.00	0.00	0.00	0.00	0.00	0.00	0.00	0.00	0.00	7,591.13	0.00	0.00						
Other Supplies and Materials Expenses	50203000	0.00	0.00	0.00	0.00	128,394.59	0.00	0.00	0.00	128,394.59	0.00	0.00	0.00	0.00	0.00	0.00	0.00	0.00	0.00	0.00	0.00	128,394.59	0.00	0.00						
Utility Expenses		0.00	0.00	0.00	0.00	8,444.15	0.00	0.00	0.00	8,444.15	0.00	0.00	0.00	0.00	0.00	0.00	0.00	0.00	0.00	0.00	0.00	8,444.15	0.00	0.00						
Water Expenses	50204010	0.00	0.00	0.00	0.00	8,444.15	0.00	0.00	0.00	8,444.15	0.00	0.00	0.00	0.00	0.00	0.00	0.00	0.00	0.00	0.00	0.00	8,444.15	0.00	0.00						
Communication Expenses		0.00	0.00	0.00	0.00	7,496.84	0.00	0.00	0.00	7,496.84	0.00	0.00	0.00	0.00	0.00	0.00	0.00	0.00	0.00	0.00	0.00	7,496.84	0.00	0.00						
Landline	50205020	0.00	0.00	0.00	0.00	7,496.84	0.00	0.00	0.00	7,496.84	0.00	0.00	0.00	0.00	0.00	0.00	0.00	0.00	0.00	0.00	0.00	7,496.84	0.00	0.00						
Survey, Research, Exploration and		0.00	0.00	0.00	0.00	2,000,000.00	0.00	0.00	0.00	2,000,000.00	54,725.00	0.00	0.00	0.00	54,725.00	54,725.00	0.00	0.00	0.00	54,725.00	0.00	1,945,275.00	0.00	0.00						
Research, Exploration and Development Expenses	50207030	0.00	0.00	0.00	0.00	2,000,000.00	0.00	0.00	0.00	2,000,000.00	54,725.00	0.00	0.00	0.00	54,725.00	54,725.00	0.00	0.00	0.00	54,725.00	0.00	1,945,275.00	0.00	0.00						
Research, Exploration and Development	50207030	0.00	0.00	0.00	0.00	2,000,000.00	0.00	0.00	0.00	2,000,000.00	54,725.00	0.00	0.00	0.00	54,725.00	54,725.00	0.00	0.00	0.00	54,725.00	0.00	1,945,275.00	0.00	0.00						
Professional Services		0.00	0.00	0.00	0.00	2,340.28	0.00	0.00	0.00	2,340.28	0.00	0.00	0.00	0.00	0.00	0.00	0.00	0.00	0.00	0.00	0.00	2,340.28	0.00	0.00						
Other Professional Services	50211000	0.00	0.00	0.00	0.00	2,340.28	0.00	0.00	0.00	2,340.28	0.00	0.00	0.00	0.00	0.00	0.00	0.00	0.00	0.00	0.00	0.00	2,340.28	0.00	0.00						
General Services		0.00	0.00	0.00	0.00	36,855.14	0.00	0.00	0.00	36,855.14	0.00	0.00	0.00	0.00	0.00	0.00	0.00	0.00	0.00	0.00	0.00	36,855.14	0.00	0.00						
Other General Services	50212000	0.00	0.00	0.00	0.00	36,855.14	0.00	0.00	0.00	36,855.14	0.00	0.00	0.00	0.00	0.00	0.00	0.00	0.00	0.00	0.00	0.00	36,855.14	0.00	0.00						
Repairs and Maintenance		0.00	0.00	0.00	0.00	23,047.37	0.00	0.00	0.00	23,047.37	0.00	0.00	0.00	0.00	0.00	0.00	0.00	0.00	0.00	0.00	0.00	23,047.37	0.00	0.00						
Repairs and Maintenance - Buildings and Other	50213000	0.00	0.00	0.00	0.00	3,834.00	0.00	0.00	0.00	3,834.00	0.00	0.00	0.00	0.00	0.00	0.00	0.00	0.00	0.00	0.00	0.00	3,834.00	0.00	0.00						
Buildings	50213000	0.00	0.00	0.00	0.00	3,834.00	0.00	0.00	0.00	3,834.00	0.00	0.00	0.00	0.00	0.00	0.00	0.00	0.00	0.00	0.00	0.00	3,834.00	0.00	0.00						
Repairs and Maintenance - Machinery and Equipment	50213000	0.00	0.00	0.00	0.00	5,405.64	0.00	0.00	0.00	5,405.64	0.00	0.00	0.00	0.00	0.00	0.00	0.00	0.00	0.00	0.00	0.00	5,405.64	0.00	0.00						
Office Equipment	50213000	0.00	0.00	0.00	0.00	5,405.64	0.00	0.00	0.00	5,405.64	0.00	0.00	0.00	0.00	0.00	0.00	0.00	0.00	0.00	0.00	0.00	5,405.64	0.00	0.00						
Repairs and Maintenance - Transportation	50213000	0.00	0.00	0.00	0.00	13,807.73	0.00	0.00	0.00	13,807.73	0.00	0.00	0.00	0.00	0.00	0.00	0.00	0.00	0.00	0.00	0.00	13,807.73	0.00	0.00						

SUMMARY OF APPROPRIATIONS, ALLOTMENTS, OBLIGATIONS, DISBURSEMENTS AND BALANCES BY OBJECT OF EXPENDITURES
As at the Quarter Ending March 31, 2024

Department : State Universities and Colleges (SUCs)
 Agency/Entity : Davao Oriental State University
 Operating Unit : < not applicable >
 Organization Code (UACS) : 08 097 0000000
 Fund Cluster : 01 - Regular Agency Fund

	Current Year Appropriations
	Supplemental Appropriations
X	Continuing Appropriations

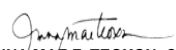
(e.g. UACS Fund Cluster: 01-Regular Agency Fund, 02-Foreign Assisted Projects Fund, 03-Special Account-Locally Funded/Domestic Grants Fund, and 04-Special Account-Foreign Assisted/Foreign Grants Fund)

Particulars	UACS CODE	Appropriations			Allotments						Obligations					Disbursements					Balances									
		Authorized Appropriations	Adjustments (Transfer To/From, Modifications/Augmentations)	Adjusted Appropriations	Allotments		Adjustments (Reductions, Modifications)	Transfer To	Transfer From	Adjusted Allotments	1st Quarter Ending March 31	2nd Quarter Ending	3rd Quarter Ending	4th Quarter Ending	Total	1st Quarter Ending March 31	2nd Quarter Ending	3rd Quarter Ending	4th Quarter Ending	Total	Unused Funds		Unpaid Obligations (16-21)=(24+25)							
					SARO	Unobligated															16=(12+13+14+15)	17	18	19	20	21=(17+18+19+20)	22=(5-11)	23=(11-16)	24	25
					3	4															5=(3+4)	6	7	8	9	10	11=[(6+7+(-)8)-(-)9]	12	13	14
Other Transportation Equipment	50213060	0.00	0.00	0.00	0.00	13,807.73	0.00	0.00	0.00	13,807.73	0.00	0.00	0.00	0.00	0.00	0.00	0.00	0.00	0.00	0.00	0.00	13,807.73	0.00	0.00						
Taxes, Insurance Premiums and Other Fees		0.00	0.00	0.00	0.00	2,885.45	0.00	0.00	0.00	2,885.45	0.00	0.00	0.00	0.00	0.00	0.00	0.00	0.00	0.00	0.00	0.00	2,885.45	0.00	0.00						
Taxes, Duties and Licenses	50215010	0.00	0.00	0.00	0.00	2,885.45	0.00	0.00	0.00	2,885.45	0.00	0.00	0.00	0.00	0.00	0.00	0.00	0.00	0.00	0.00	0.00	2,885.45	0.00	0.00						
Labor and Wages		0.00	0.00	0.00	0.00	19,299.96	0.00	0.00	0.00	19,299.96	0.00	0.00	0.00	0.00	0.00	0.00	0.00	0.00	0.00	0.00	0.00	19,299.96	0.00	0.00						
Labor and Wages	50216010	0.00	0.00	0.00	0.00	19,299.96	0.00	0.00	0.00	19,299.96	0.00	0.00	0.00	0.00	0.00	0.00	0.00	0.00	0.00	0.00	0.00	19,299.96	0.00	0.00						
Other Maintenance and Operating Expenses		0.00	0.00	0.00	0.00	1,291,550.20	0.00	0.00	0.00	1,291,550.20	378,998.93	0.00	0.00	0.00	378,998.93	67,223.93	0.00	0.00	0.00	67,223.93	0.00	831,660.98	0.00	311,775.00						
Representation Expenses	50290030	0.00	0.00	0.00	0.00	80,890.29	0.00	0.00	0.00	80,890.29	0.00	0.00	0.00	0.00	0.00	0.00	0.00	0.00	0.00	0.00	0.00	0.00	0.00	0.00						
Other Maintenance and Operating Expenses	50290000	0.00	0.00	0.00	0.00	1,210,659.91	0.00	0.00	0.00	1,210,659.91	378,998.93	0.00	0.00	0.00	378,998.93	67,223.93	0.00	0.00	67,223.93	0.00	831,660.98	0.00	311,775.00							
Capital Outlays		0.00	0.00	0.00	0.00	1,678,645.28	0.00	0.00	0.00	1,678,645.28	579,259.00	0.00	0.00	0.00	579,259.00	579,259.00	0.00	0.00	579,259.00	0.00	1,099,386.28	0.00	0.00							
Property, Plant and Equipment Outlay		0.00	0.00	0.00	0.00	1,678,645.28	0.00	0.00	0.00	1,678,645.28	579,259.00	0.00	0.00	0.00	579,259.00	579,259.00	0.00	0.00	579,259.00	0.00	1,099,386.28	0.00	0.00							
Buildings and Other Structures	50604040	0.00	0.00	0.00	0.00	1,678,645.28	0.00	0.00	0.00	1,678,645.28	579,259.00	0.00	0.00	0.00	579,259.00	579,259.00	0.00	0.00	579,259.00	0.00	1,099,386.28	0.00	0.00							
Buildings	50604000	0.00	0.00	0.00	0.00	1,678,645.28	0.00	0.00	0.00	1,678,645.28	579,259.00	0.00	0.00	0.00	579,259.00	579,259.00	0.00	0.00	579,259.00	0.00	1,099,386.28	0.00	0.00							
GRAND TOTAL		0.00	0.00	0.00	0.00	5,290,762.46	0.00	0.00	0.00	5,290,762.46	1,012,982.93	0.00	0.00	0.00	1,012,982.93	701,207.93	0.00	0.00	701,207.93	0.00	4,277,779.53	0.00	311,775.00							


Certified Correct:


RHO D. GALLEGO
 Budget Officer II

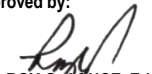
Recommending Approval


ANNA MAE F. TEOXON, CPA
 Accountant II

Approved by:


MARIA LUISA S. TALABOC
 Supervising Administrative Officer

Approved by:


ROY G. PONCE, Ed.D
 SUC PRESIDENT III