



STATEMENT OF APPROPRIATIONS, ALLOTMENTS, OBLIGATIONS, DISBURSEMENTS AND BALANCES
As at the Quarter Ending March 31, 2024

Department : State Universities and Colleges (SUCs)
Agency/Entity : Davao Oriental State University
Operating Unit : < not applicable >
Organization Code (UACS) : 08 097 0000000
Fund Cluster : 01 - Regular Agency Fund

Table with 2 columns: Allocation, and Current Year Appropriations, Supplemental Appropriations, Continuing Appropriations.

(e.g. UACS Fund Cluster: 01-Regular Agency Fund, 02-Foreign Assisted Projects Fund, 03-Special Account-Locally Funded/Domestic Grants Fund, and 04-Special Account-Foreign Assisted/Foreign Grants Fund)

Main financial statement table with columns for Particulars, UA CS CO DE, Appropriations, Allotments, Current Year Obligations, Current Year Disbursements, and Balances. Includes rows for MOOE, TECHNICAL ADVISORY EXTENSION PROGRAM, Sub-Total, I. Agency Specific Budget, II. Automatic Appropriations, III. Special Purpose Fund, and GRAND TOTAL.

Certified Correct:

RHIO D. GALLEGRO
Budget Officer II

Recommending Approval

ANNA MAE F. TEOXON, CPA
Accountant II

Approved by:

MARIA LUISA S. TALABOC
Supervising Administrative Officer

ROY G. PONCE, Ed.D
SUC PRESIDENT III



STATEMENT OF APPROPRIATIONS, ALLOTMENTS, OBLIGATIONS, DISBURSEMENTS AND BALANCES

As at the Quarter Ending March 31, 2024

Department : State Universities and Colleges (SUCs)  
 Agency/Entity : Davao Oriental State University  
 Operating Unit : < not applicable >  
 Organization Code (UACS) : 08 097 0000000  
 Fund Cluster : 01 - Regular Agency Fund  
 (e.g. UACS Fund Cluster: 01-Regular Agency Fund, 02-Foreign Assisted Projects Fund, 03-Special Account-Locally Funded/Domestic Grants Fund, and 04-Special Account-Foreign Assisted/Foreign Grants Fund)

	Current Year Appropriations
	Supplemental Appropriations
X	Continuing Appropriations

Particulars	UACS CODE	Appropriations			Allotments					Current Year Obligations					Current Year Disbursements					Balances				
		Authorized Appropriations	Adjustments (Transfer To/From, Modifications / Augmentations)	Adjusted Appropriations	Allotments		Adjustments (Reductions, Modifications)	Transfer To	Transfer From	Adjusted Allotments	1st Quarter Ending March 31	2nd Quarter Ending June 30	3rd Quarter Ending Sept 30	4th Quarter Ending Dec 31	Total	1st Quarter Ending March 31	2nd Quarter Ending June 30	3rd Quarter Ending Sep 30	4th Quarter Ending Dec 31	Total	Unused Funds		Unpaid Obligations (16-21)=(24+25)	
					SARO	Unobligated															Unreleased Appropriations	Unobligated Allotments	Due and Demandable	Not Yet Due and
Higher Education Research and Innovation Project	31010020	0.00	0.00	0.00	0.00	1,210,659.91	0.00	0.00	0.00	1,210,659.91	378,998.93	0.00	0.00	0.00	378,998.93	67,223.93	0.00	0.00	0.00	67,223.93	0.00	831,660.98	0.00	311,775.00
MOOE		0.00	0.00	0.00	0.00	1,210,659.91	0.00	0.00	0.00	1,210,659.91	378,998.93	0.00	0.00	0.00	378,998.93	67,223.93	0.00	0.00	0.00	67,223.93	0.00	831,660.98	0.00	311,775.00
OO : Higher education research improved to promote economic RESEARCH PROGRAM		0.00	0.00	0.00	0.00	105,795.97	0.00	0.00	0.00	105,795.97	0.00	0.00	0.00	0.00	0.00	0.00	0.00	0.00	0.00	0.00	0.00	105,795.97	0.00	0.00
Conduct of Research Services	32020010	0.00	0.00	0.00	0.00	105,795.97	0.00	0.00	0.00	105,795.97	0.00	0.00	0.00	0.00	0.00	0.00	0.00	0.00	0.00	0.00	0.00	105,795.97	0.00	0.00
MOOE		0.00	0.00	0.00	0.00	105,795.97	0.00	0.00	0.00	105,795.97	0.00	0.00	0.00	0.00	0.00	0.00	0.00	0.00	0.00	0.00	0.00	105,795.97	0.00	0.00
OO : Community engagement increased TECHNICAL ADVISORY EXTENSION PROGRAM		0.00	0.00	0.00	0.00	92,192.92	0.00	0.00	0.00	92,192.92	0.00	0.00	0.00	0.00	0.00	0.00	0.00	0.00	0.00	0.00	0.00	92,192.92	0.00	0.00
Provision of Extension Services	33010010	0.00	0.00	0.00	0.00	92,192.92	0.00	0.00	0.00	92,192.92	0.00	0.00	0.00	0.00	0.00	0.00	0.00	0.00	0.00	0.00	0.00	92,192.92	0.00	0.00
MOOE		0.00	0.00	0.00	0.00	92,192.92	0.00	0.00	0.00	92,192.92	0.00	0.00	0.00	0.00	0.00	0.00	0.00	0.00	0.00	0.00	0.00	92,192.92	0.00	0.00
Sub-Total, Operations		0.00	0.00	0.00	0.00	5,254,140.12	0.00	0.00	0.00	5,254,140.12	1,012,982.93	0.00	0.00	0.00	1,012,982.93	701,207.93	0.00	0.00	0.00	701,207.93	0.00	4,241,157.19	0.00	311,775.00
PS		0.00	0.00	0.00	0.00	0.00	0.00	0.00	0.00	0.00	0.00	0.00	0.00	0.00	0.00	0.00	0.00	0.00	0.00	0.00	0.00	0.00	0.00	0.00
MOOE		0.00	0.00	0.00	0.00	3,575,494.84	0.00	0.00	0.00	3,575,494.84	433,723.93	0.00	0.00	0.00	433,723.93	121,948.93	0.00	0.00	0.00	121,948.93	0.00	3,141,770.91	0.00	311,775.00
CO		0.00	0.00	0.00	0.00	1,678,645.28	0.00	0.00	0.00	1,678,645.28	579,259.00	0.00	0.00	0.00	579,259.00	579,259.00	0.00	0.00	0.00	579,259.00	0.00	1,099,386.28	0.00	0.00
<b>Sub-Total, I. Agency Specific Budget</b>		<b>0.00</b>	<b>0.00</b>	<b>0.00</b>	<b>0.00</b>	<b>5,290,762.46</b>	<b>0.00</b>	<b>0.00</b>	<b>0.00</b>	<b>5,290,762.46</b>	<b>1,012,982.93</b>	<b>0.00</b>	<b>0.00</b>	<b>0.00</b>	<b>1,012,982.93</b>	<b>701,207.93</b>	<b>0.00</b>	<b>0.00</b>	<b>0.00</b>	<b>701,207.93</b>	<b>0.00</b>	<b>4,277,779.53</b>	<b>0.00</b>	<b>311,775.00</b>
PS		0.00	0.00	0.00	0.00	0.00	0.00	0.00	0.00	0.00	0.00	0.00	0.00	0.00	0.00	0.00	0.00	0.00	0.00	0.00	0.00	0.00	0.00	0.00
MOOE		0.00	0.00	0.00	0.00	3,612,117.18	0.00	0.00	0.00	3,612,117.18	433,723.93	0.00	0.00	0.00	433,723.93	121,948.93	0.00	0.00	0.00	121,948.93	0.00	3,178,393.25	0.00	311,775.00
CO		0.00	0.00	0.00	0.00	1,678,645.28	0.00	0.00	0.00	1,678,645.28	579,259.00	0.00	0.00	0.00	579,259.00	579,259.00	0.00	0.00	0.00	579,259.00	0.00	1,099,386.28	0.00	0.00
<b>GRAND TOTAL</b>		<b>0.00</b>	<b>0.00</b>	<b>0.00</b>	<b>0.00</b>	<b>5,290,762.46</b>	<b>0.00</b>	<b>0.00</b>	<b>0.00</b>	<b>5,290,762.46</b>	<b>1,012,982.93</b>	<b>0.00</b>	<b>0.00</b>	<b>0.00</b>	<b>1,012,982.93</b>	<b>701,207.93</b>	<b>0.00</b>	<b>0.00</b>	<b>0.00</b>	<b>701,207.93</b>	<b>0.00</b>	<b>4,277,779.53</b>	<b>0.00</b>	<b>311,775.00</b>
PS		0.00	0.00	0.00	0.00	0.00	0.00	0.00	0.00	0.00	0.00	0.00	0.00	0.00	0.00	0.00	0.00	0.00	0.00	0.00	0.00	0.00	0.00	0.00
MOOE		0.00	0.00	0.00	0.00	3,612,117.18	0.00	0.00	0.00	3,612,117.18	433,723.93	0.00	0.00	0.00	433,723.93	121,948.93	0.00	0.00	0.00	121,948.93	0.00	3,178,393.25	0.00	311,775.00
CO		0.00	0.00	0.00	0.00	1,678,645.28	0.00	0.00	0.00	1,678,645.28	579,259.00	0.00	0.00	0.00	579,259.00	579,259.00	0.00	0.00	0.00	579,259.00	0.00	1,099,386.28	0.00	0.00

**Recapitulation by OO:**

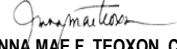
<b>Unobligated Allotment</b>		<b>0.00</b>	<b>0.00</b>	<b>0.00</b>	<b>0.00</b>	<b>5,254,140.12</b>	<b>0.00</b>	<b>0.00</b>	<b>0.00</b>	<b>5,254,140.12</b>	<b>1,012,982.93</b>	<b>0.00</b>	<b>0.00</b>	<b>0.00</b>	<b>1,012,982.93</b>	<b>701,207.93</b>	<b>0.00</b>	<b>0.00</b>	<b>0.00</b>	<b>701,207.93</b>	<b>0.00</b>	<b>4,241,157.19</b>	<b>0.00</b>	<b>311,775.00</b>
I. Agency Specific Budget		0.00	0.00	0.00	0.00	5,254,140.12	0.00	0.00	0.00	5,254,140.12	1,012,982.93	0.00	0.00	0.00	1,012,982.93	701,207.93	0.00	0.00	0.00	701,207.93	0.00	4,241,157.19	0.00	311,775.00
HIGHER EDUCATION PROGRAM		0.00	0.00	0.00	0.00	5,056,151.23	0.00	0.00	0.00	5,056,151.23	1,012,982.93	0.00	0.00	0.00	1,012,982.93	701,207.93	0.00	0.00	0.00	701,207.93	0.00	4,043,168.30	0.00	311,775.00
RESEARCH PROGRAM		0.00	0.00	0.00	0.00	105,795.97	0.00	0.00	0.00	105,795.97	0.00	0.00	0.00	0.00	0.00	0.00	0.00	0.00	0.00	0.00	0.00	105,795.97	0.00	0.00
TECHNICAL ADVISORY EXTENSION PROGRAM		0.00	0.00	0.00	0.00	92,192.92	0.00	0.00	0.00	92,192.92	0.00	0.00	0.00	0.00	0.00	0.00	0.00	0.00	0.00	0.00	0.00	92,192.92	0.00	0.00


Certified Correct:


Recommending Approval

Approved by:

  
**RHIO D. GALLEGO**  
 Budget Officer II

  
**ANNA MAE F. TEXON, CPA**  
 Accountant II

  
**MARIA LUISA S. TALABOC**  
 Supervising Administrative Officer

  
**ROY G. PONCE, Ed.D**  
 SUC PRESIDENT III