

SUMMARY OF APPROVED BUDGET, UTILIZATIONS, DISBURSEMENTS AND BALANCES BY OBJECT OF EXPENDITURES
(For Off-Budgetary Funds)
As at the Quarter Ending June 30, 2023

Department : State Universities and Colleges (SUCs)
 Agency/Entity : Davao Oriental State University
 Operating Unit : < not applicable >
 Organization Code (UACS) : 08 097 0000000
 Fund Cluster : 05 - Internally Generated Funds

(e.g. UACS Fund Cluster: 05-Internally Generated Funds and 06-Business Related Funds)

Particulars	UACS CODE	Approved Budget			Utilizations					Disbursements					Balances			
		Approved Budgeted Revenue	Adjustments (Reductions, Modifications/Auamentations)	Adjusted Budgeted Revenue	1st Quarter Ending March 31	2nd Quarter Ending June 30	3rd Quarter Ending September 30	4th Quarter Ending December 31	Total	1st Quarter Ending March 31	2nd Quarter Ending June 30	3rd Quarter Ending September 30	4th Quarter Ending December 31	Total	Unutilized Budget	Unpaid Obligations		
																5=[[3+(-)4]]	6	7
SUMMARY																		
A. AGENCY SPECIFIC BUDGET																		
Personnel Services		2,299,882.60	0.00	2,299,882.60	1,110,549.85	779,282.41	0.00	0.00	1,889,832.26	237,893.92	2,026,784.17	0.00	0.00	2,264,678.09	410,050.34	0.00	(374,845.83)	
Salaries and Wages	5010100000	1,160,946.00	0.00	1,160,946.00	800,361.29	306,190.13	0.00	0.00	1,106,551.42	147,893.92	1,419,432.87	0.00	0.00	1,567,326.79	54,394.58	0.00	(460,775.37)	
Salaries and Wages - Casual/Contractual	5010102000	1,160,946.00	0.00	1,160,946.00	800,361.29	306,190.13	0.00	0.00	1,106,551.42	147,893.92	1,419,432.87	0.00	0.00	1,567,326.79	54,394.58	0.00	(460,775.37)	
Salaries and Wages - Casual/Contractual	5010102000	1,160,946.00	0.00	1,160,946.00	800,361.29	306,190.13	0.00	0.00	1,106,551.42	147,893.92	1,419,432.87	0.00	0.00	1,567,326.79	54,394.58	0.00	(460,775.37)	
Other Compensation	5010200000	883,491.00	0.00	883,491.00	230,000.00	391,357.00	0.00	0.00	621,357.00	90,000.00	459,800.00	0.00	0.00	549,800.00	262,134.00	0.00	71,557.00	
Representation Allowance (RA)	5010202000	345,000.00	0.00	345,000.00	115,000.00	185,000.00	0.00	0.00	300,000.00	45,000.00	229,900.00	0.00	0.00	274,900.00	45,000.00	0.00	25,100.00	
Representation Allowance (RA)	5010202000	345,000.00	0.00	345,000.00	115,000.00	185,000.00	0.00	0.00	300,000.00	45,000.00	229,900.00	0.00	0.00	274,900.00	45,000.00	0.00	25,100.00	
Transportation Allowance (TA)	5010203000	345,000.00	0.00	345,000.00	115,000.00	185,000.00	0.00	0.00	300,000.00	45,000.00	229,900.00	0.00	0.00	274,900.00	45,000.00	0.00	25,100.00	
Transportation Allowance (TA)	5010203001	345,000.00	0.00	345,000.00	115,000.00	185,000.00	0.00	0.00	300,000.00	45,000.00	229,900.00	0.00	0.00	274,900.00	45,000.00	0.00	25,100.00	
Mid-Year Bonus - Civilian	5010216000	96,745.50	0.00	96,745.50	0.00	21,357.00	0.00	0.00	21,357.00	0.00	0.00	0.00	0.00	0.00	75,388.50	0.00	21,357.00	
Mid-Year Bonus - Civilian	5010216001	96,745.50	0.00	96,745.50	0.00	21,357.00	0.00	0.00	21,357.00	0.00	0.00	0.00	0.00	0.00	75,388.50	0.00	21,357.00	
Other Bonuses and Allowances	5010299000	96,745.50	0.00	96,745.50	0.00	0.00	0.00	0.00	0.00	0.00	0.00	0.00	0.00	0.00	96,745.50	0.00	0.00	
Mid-Year Bonus - Civilian	5010299036	96,745.50	0.00	96,745.50	0.00	0.00	0.00	0.00	0.00	0.00	0.00	0.00	0.00	0.00	96,745.50	0.00	0.00	
Personnel Benefit Contributions	5010300000	255,445.60	0.00	255,445.60	80,188.56	81,735.28	0.00	0.00	161,923.84	0.00	147,551.30	0.00	0.00	147,551.30	93,521.76	0.00	14,372.54	
Retirement and Life Insurance Premiums	5010301000	255,445.60	0.00	255,445.60	80,188.56	81,735.28	0.00	0.00	161,923.84	0.00	147,551.30	0.00	0.00	147,551.30	93,521.76	0.00	14,372.54	
Retirement and Life Insurance Premiums	5010301000	255,445.60	0.00	255,445.60	80,188.56	81,735.28	0.00	0.00	161,923.84	0.00	147,551.30	0.00	0.00	147,551.30	93,521.76	0.00	14,372.54	
Maintenance and Other Operating Expenses		100,096,410.05	0.00	100,096,410.05	26,787,007.81	36,563,501.47	0.00	0.00	63,350,509.28	11,416,525.27	45,272,615.85	0.00	0.00	56,689,141.12	36,745,900.77	0.00	6,661,368.16	
Traveling Expenses	5020100000	1,196,526.87	0.00	1,196,526.87	182,058.28	277,862.30	0.00	0.00	459,920.58	182,058.28	1,052,453.48	0.00	0.00	1,234,511.76	736,606.29	0.00	(774,591.18)	
Traveling Expenses - Local	5020101000	1,196,526.87	0.00	1,196,526.87	182,058.28	277,862.30	0.00	0.00	459,920.58	182,058.28	1,052,453.48	0.00	0.00	1,234,511.76	736,606.29	0.00	(774,591.18)	
Traveling Expenses - Local	5020101000	1,196,526.87	0.00	1,196,526.87	182,058.28	277,862.30	0.00	0.00	459,920.58	182,058.28	1,052,453.48	0.00	0.00	1,234,511.76	736,606.29	0.00	(774,591.18)	
Training and Scholarship Expenses	5020200000	3,762,858.46	0.00	3,762,858.46	1,220,498.23	1,085,754.66	0.00	0.00	2,306,252.89	0.00	1,221,000.00	0.00	0.00	1,221,000.00	1,456,605.57	0.00	1,085,252.89	
Scholarship Grants/Expenses	5020202000	3,762,858.46	0.00	3,762,858.46	1,220,498.23	1,085,754.66	0.00	0.00	2,306,252.89	0.00	1,221,000.00	0.00	0.00	1,221,000.00	1,456,605.57	0.00	1,085,252.89	
Scholarship Grants/Expenses	5020202000	3,762,858.46	0.00	3,762,858.46	1,220,498.23	1,085,754.66	0.00	0.00	2,306,252.89	0.00	1,221,000.00	0.00	0.00	1,221,000.00	1,456,605.57	0.00	1,085,252.89	
Supplies and Materials Expenses	5020300000	2,051,565.00	0.00	2,051,565.00	400,063.63	1,280,764.71	0.00	0.00	1,680,828.34	70,883.38	628,598.93	0.00	0.00	699,482.31	370,736.66	0.00	981,346.03	
Drugs and Medicines Expenses	5020307000	2,051,565.00	0.00	2,051,565.00	400,063.63	1,280,764.71	0.00	0.00	1,680,828.34	70,883.38	628,598.93	0.00	0.00	699,482.31	370,736.66	0.00	981,346.03	
Drugs and Medicines Expenses	5020307000	2,051,565.00	0.00	2,051,565.00	400,063.63	1,280,764.71	0.00	0.00	1,680,828.34	70,883.38	628,598.93	0.00	0.00	699,482.31	370,736.66	0.00	981,346.03	
Communication Expenses	5020500000	1,896,552.00	0.00	1,896,552.00	649,100.44	416,233.81	0.00	0.00	1,065,334.25	135,969.23	670,430.81	0.00	0.00	806,400.04	831,217.75	0.00	258,934.21	
Internet Subscription Expenses	5020503000	1,896,552.00	0.00	1,896,552.00	649,100.44	416,233.81	0.00	0.00	1,065,334.25	135,969.23	670,430.81	0.00	0.00	806,400.04	831,217.75	0.00	258,934.21	
Internet Subscription Expenses	5020503000	1,896,552.00	0.00	1,896,552.00	649,100.44	416,233.81	0.00	0.00	1,065,334.25	135,969.23	670,430.81	0.00	0.00	806,400.04	831,217.75	0.00	258,934.21	
Awards/Rewards and Prizes	5020600000	387,920.86	0.00	387,920.86	177,800.00	31,000.00	0.00	0.00	208,800.00	177,800.00	82,440.00	0.00	0.00	260,240.00	179,120.86	0.00	(51,440.00)	
Awards/Rewards Expenses	5020601000	387,920.86	0.00	387,920.86	177,800.00	31,000.00	0.00	0.00	208,800.00	177,800.00	82,440.00	0.00	0.00	260,240.00	179,120.86	0.00	(51,440.00)	

SUMMARY OF APPROVED BUDGET, UTILIZATIONS, DISBURSEMENTS AND BALANCES BY OBJECT OF EXPENDITURES
 (For Off-Budgetary Funds)
 As at the Quarter Ending June 30, 2023

Department : State Universities and Colleges (SUCs)
 Agency/Entity : Davao Oriental State University
 Operating Unit : < not applicable >
 Organization Code (UACS) : 08 097 0000000
 Fund Cluster : 05 - Internally Generated Funds

(e.g. UACS Fund Cluster: 05-Internally Generated Funds and 06-Business Related Funds)

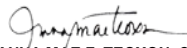
Particulars	UACS CODE	Approved Budget			Utilizations					Disbursements					Balances		
		Approved Budgeted Revenue	Adjustments (Reductions, Modifications/Auumentations)	Adjusted Budgeted Revenue	1st Quarter Ending March 31	2nd Quarter Ending June 30	3rd Quarter Ending September 30	4th Quarter Ending December 31	Total	1st Quarter Ending March 31	2nd Quarter Ending June 30	3rd Quarter Ending September 30	4th Quarter Ending December 31	Total	Unused Budget	Unpaid Obligations	
																Due and Demandable	Not Yet Due and Demandable
1	2	3	4	5=([3+(-)4])	6	7	8	9	10=(6+7+8+9)	11	12	13	14	15=(11+12+13+14)	16=(5-10)	17	18
Rewards and Incentives	5020601002	387,920.86	0.00	387,920.86	177,800.00	31,000.00	0.00	0.00	208,800.00	177,800.00	82,440.00	0.00	0.00	260,240.00	179,120.86	0.00	(51,440.00)
Professional Services	5021100000	10,110,081.61	0.00	10,110,081.61	6,131,150.77	333,359.53	0.00	0.00	6,464,510.30	2,501,830.97	1,944,001.81	0.00	0.00	4,445,832.78	3,645,571.31	0.00	2,018,677.52
Other Professional Services	5021199000	10,110,081.61	0.00	10,110,081.61	6,131,150.77	333,359.53	0.00	0.00	6,464,510.30	2,501,830.97	1,944,001.81	0.00	0.00	4,445,832.78	3,645,571.31	0.00	2,018,677.52
Other Professional Services	5021199000	10,110,081.61	0.00	10,110,081.61	6,131,150.77	333,359.53	0.00	0.00	6,464,510.30	2,501,830.97	1,944,001.81	0.00	0.00	4,445,832.78	3,645,571.31	0.00	2,018,677.52
General Services	5021200000	5,916,740.38	0.00	5,916,740.38	2,416,910.42	1,656,332.06	0.00	0.00	4,073,242.48	1,781,033.63	1,836,356.30	0.00	0.00	3,617,389.93	1,843,497.90	0.00	455,852.55
Security Services	5021203000	835,823.00	0.00	835,823.00	760,803.94	43,638.03	0.00	0.00	804,441.97	444,619.00	652,560.74	0.00	0.00	1,097,179.74	31,381.03	0.00	(292,737.77)
Security Services	5021203000	835,823.00	0.00	835,823.00	760,803.94	43,638.03	0.00	0.00	804,441.97	444,619.00	652,560.74	0.00	0.00	1,097,179.74	31,381.03	0.00	(292,737.77)
Other General Services	5021299000	5,080,917.38	0.00	5,080,917.38	1,656,106.48	1,612,694.03	0.00	0.00	3,268,800.51	1,336,414.63	1,183,795.56	0.00	0.00	2,520,210.19	1,812,116.87	0.00	748,590.32
Other General Services	5021299099	5,080,917.38	0.00	5,080,917.38	1,656,106.48	1,612,694.03	0.00	0.00	3,268,800.51	1,336,414.63	1,183,795.56	0.00	0.00	2,520,210.19	1,812,116.87	0.00	748,590.32
Repairs and Maintenance	5021300000	32,710,702.93	0.00	32,710,702.93	5,673,530.67	8,669,499.39	0.00	0.00	14,343,030.06	0.00	8,072,935.15	0.00	0.00	8,072,935.15	18,367,672.87	0.00	6,270,094.91
Repairs and Maintenance - Transportation Equipment	5021306000	3,000,000.00	0.00	3,000,000.00	0.00	0.00	0.00	0.00	0.00	0.00	0.00	0.00	0.00	0.00	3,000,000.00	0.00	0.00
Other Transportation Equipment	5021306099	3,000,000.00	0.00	3,000,000.00	0.00	0.00	0.00	0.00	0.00	0.00	0.00	0.00	0.00	0.00	3,000,000.00	0.00	0.00
Repairs and Maintenance - Leased Assets	5021308000	29,710,702.93	0.00	29,710,702.93	5,673,530.67	8,669,499.39	0.00	0.00	14,343,030.06	0.00	8,072,935.15	0.00	0.00	8,072,935.15	15,367,672.87	0.00	6,270,094.91
Buildings and Other Structures	5021308001	29,710,702.93	0.00	29,710,702.93	5,673,530.67	8,669,499.39	0.00	0.00	14,343,030.06	0.00	8,072,935.15	0.00	0.00	8,072,935.15	15,367,672.87	0.00	6,270,094.91
Taxes, Insurance Premiums and Other Fees	5021500000	11,550.00	0.00	11,550.00	0.00	7,105.00	0.00	0.00	7,105.00	0.00	12,474.00	0.00	0.00	12,474.00	4,445.00	0.00	(5,369.00)
Insurance Expenses	5021503000	11,550.00	0.00	11,550.00	0.00	7,105.00	0.00	0.00	7,105.00	0.00	12,474.00	0.00	0.00	12,474.00	4,445.00	0.00	(5,369.00)
Insurance Expenses	5021503000	11,550.00	0.00	11,550.00	0.00	7,105.00	0.00	0.00	7,105.00	0.00	12,474.00	0.00	0.00	12,474.00	4,445.00	0.00	(5,369.00)
Other Maintenance and Operating Expenses	5029900000	42,051,911.94	0.00	42,051,911.94	9,935,895.37	22,805,590.01	0.00	0.00	32,741,485.38	6,566,949.78	29,751,925.37	0.00	0.00	36,318,875.15	9,310,426.56	0.00	(3,577,389.77)
Printing and Publication Expenses	5029902000	645,400.00	0.00	645,400.00	0.00	3,257.63	0.00	0.00	3,257.63	0.00	3,257.63	0.00	0.00	3,257.63	642,142.37	0.00	0.00
Printing and Publication Expenses	5029902000	645,400.00	0.00	645,400.00	0.00	3,257.63	0.00	0.00	3,257.63	0.00	3,257.63	0.00	0.00	3,257.63	642,142.37	0.00	0.00
Representation Expenses	5029903000	242,500.00	0.00	242,500.00	95,297.66	85,575.00	0.00	0.00	180,872.66	90,000.00	21,800.00	0.00	0.00	111,800.00	61,627.34	0.00	69,072.66
Representation Expenses	5029903000	242,500.00	0.00	242,500.00	95,297.66	85,575.00	0.00	0.00	180,872.66	90,000.00	21,800.00	0.00	0.00	111,800.00	61,627.34	0.00	69,072.66
Subscription Expenses	5029907000	2,458,232.00	0.00	2,458,232.00	431,638.66	667,853.87	0.00	0.00	1,099,492.53	393,062.00	570,187.32	0.00	0.00	963,249.32	1,358,739.47	0.00	136,243.21
Library and Other Reading Materials Subscription Expenses	5029907004	2,458,232.00	0.00	2,458,232.00	431,638.66	667,853.87	0.00	0.00	1,099,492.53	393,062.00	570,187.32	0.00	0.00	963,249.32	1,358,739.47	0.00	136,243.21
Other Maintenance and Operating Expenses	5029999000	38,705,779.94	0.00	38,705,779.94	9,408,959.05	22,048,903.51	0.00	0.00	31,457,862.56	6,083,887.78	29,156,680.42	0.00	0.00	35,240,568.20	7,247,917.38	0.00	(3,782,705.64)
Other Maintenance and Operating Expenses	5029999099	38,705,779.94	0.00	38,705,779.94	9,408,959.05	22,048,903.51	0.00	0.00	31,457,862.56	6,083,887.78	29,156,680.42	0.00	0.00	35,240,568.20	7,247,917.38	0.00	(3,782,705.64)
GRAND TOTAL		102,396,292.65	0.00	102,396,292.65	27,897,557.66	37,342,783.88	0.00	0.00	65,240,341.54	11,654,419.19	47,299,400.02	0.00	0.00	58,953,819.21	37,155,951.11	0.00	6,286,522.33

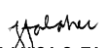
Certified Correct:


Recommending Approval

Approved by:


RHIO D. GALLEGO
 Budget Officer II


ANNA MAE F. TEOXON, CPA
 Accountant II


MARIA LUISA S. TALABOC
 Supervising Administrative Officer


ROY G. PONCE, Ed.D
 SUC PRESIDENT III