

STATEMENT OF APPROVED BUDGET, UTILIZATIONS, DISBURSEMENTS AND BALANCES
(For Off-Budgetary Funds)
As at the Quarter Ending June 30, 2023

Department : State Universities and Colleges (SUCs)
 Agency/Entity : Davao Oriental State University
 Operating Unit : < not applicable >
 Organization Code (UACS) : 08 097 000000
 Fund Cluster : 05 - Internally Generated Funds
 (e.g. UACS Fund Cluster: 05-Internally Generated Funds and 06-Business Related Funds)

Particulars	UACS CODE	Approved Budget			Utilizations					Disbursements					Balances		
		Approved Budgeted Revenue	Adjustments (Reductions, Modifications/	Adjusted Budgeted Revenue	1st Quarter Ending March 31	2nd Quarter Ending June 30	3rd Quarter Ending Sep	4th Quarter Ending Dec	Total	1st Quarter Ending March 31	2nd Quarter Ending June 30	3rd Quarter Ending Sept	4th Quarter Ending Dec	Total	Unutilized Budget	Unpaid Obligations (10-15)=(17+18)	
																Due and Demandable	Not Yet Due and Demandable
1	2	3	4	5=[(3+(-)4)]	6	7	8	9	10=(6+7+8+9)	11	12	13	14	15=(11+12+13+14)	16=(5-10)	17	18
General Administration and Support	1000000000000000	3,010,286.86	0.00	3,010,286.86	2,249,031.10	654,299.11	0.00	0.00	2,903,330.21	1,865,645.69	3,149,561.00	0.00	0.00	5,015,206.69	106,956.65	0.00	(2,111,876.48)
General Management and Supervision	1000001000010000	3,010,286.86	0.00	3,010,286.86	2,249,031.10	654,299.11	0.00	0.00	2,903,330.21	1,865,645.69	3,149,561.00	0.00	0.00	5,015,206.69	106,956.65	0.00	(2,111,876.48)
PS		502,817.64	0.00	502,817.64	144,062.69	334,884.31	0.00	0.00	478,947.00	66,750.44	168,552.62	0.00	0.00	235,303.06	23,870.64	0.00	243,643.94
MOOE		2,507,469.22	0.00	2,507,469.22	2,104,968.41	319,414.80	0.00	0.00	2,424,383.21	1,798,895.25	2,981,008.38	0.00	0.00	4,779,903.63	83,086.01	0.00	(2,355,520.42)
Sub-Total, General Administration and Support		3,010,286.86	0.00	3,010,286.86	2,249,031.10	654,299.11	0.00	0.00	2,903,330.21	1,865,645.69	3,149,561.00	0.00	0.00	5,015,206.69	106,956.65	0.00	(2,111,876.48)
PS		502,817.64	0.00	502,817.64	144,062.69	334,884.31	0.00	0.00	478,947.00	66,750.44	168,552.62	0.00	0.00	235,303.06	23,870.64	0.00	243,643.94
MOOE		2,507,469.22	0.00	2,507,469.22	2,104,968.41	319,414.80	0.00	0.00	2,424,383.21	1,798,895.25	2,981,008.38	0.00	0.00	4,779,903.63	83,086.01	0.00	(2,355,520.42)
FinEx (if Applicable)		0.00	0.00	0.00	0.00	0.00	0.00	0.00	0.00	0.00	0.00	0.00	0.00	0.00	0.00	0.00	0.00
CO		0.00	0.00	0.00	0.00	0.00	0.00	0.00	0.00	0.00	0.00	0.00	0.00	0.00	0.00	0.00	0.00
Support to Operations	2000000000000000	78,313,997.81	0.00	78,313,997.81	13,187,427.51	32,364,159.30	0.00	0.00	45,551,586.81	4,937,018.27	23,825,596.75	0.00	0.00	28,762,615.02	32,762,411.00	0.00	16,788,971.79
Auxiliary Services	2000001000010000	78,313,997.81	0.00	78,313,997.81	13,187,427.51	32,364,159.30	0.00	0.00	45,551,586.81	4,937,018.27	23,825,596.75	0.00	0.00	28,762,615.02	32,762,411.00	0.00	16,788,971.79
PS		0.00	0.00	0.00	0.00	0.00	0.00	0.00	0.00	0.00	0.00	0.00	0.00	0.00	0.00	0.00	0.00
MOOE		78,313,997.81	0.00	78,313,997.81	13,187,427.51	32,364,159.30	0.00	0.00	45,551,586.81	4,937,018.27	23,825,596.75	0.00	0.00	28,762,615.02	32,762,411.00	0.00	16,788,971.79
Sub-Total, Support to Operations		78,313,997.81	0.00	78,313,997.81	13,187,427.51	32,364,159.30	0.00	0.00	45,551,586.81	4,937,018.27	23,825,596.75	0.00	0.00	28,762,615.02	32,762,411.00	0.00	16,788,971.79
PS		0.00	0.00	0.00	0.00	0.00	0.00	0.00	0.00	0.00	0.00	0.00	0.00	0.00	0.00	0.00	0.00
MOOE		78,313,997.81	0.00	78,313,997.81	13,187,427.51	32,364,159.30	0.00	0.00	45,551,586.81	4,937,018.27	23,825,596.75	0.00	0.00	28,762,615.02	32,762,411.00	0.00	16,788,971.79
FinEx (if Applicable)		0.00	0.00	0.00	0.00	0.00	0.00	0.00	0.00	0.00	0.00	0.00	0.00	0.00	0.00	0.00	0.00
CO		0.00	0.00	0.00	0.00	0.00	0.00	0.00	0.00	0.00	0.00	0.00	0.00	0.00	0.00	0.00	0.00
Operations	3000000000000000	21,072,007.98	0.00	21,072,007.98	12,461,099.05	4,324,325.47	0.00	0.00	16,785,424.52	4,851,755.23	20,324,242.27	0.00	0.00	25,175,997.50	4,286,583.46	0.00	(8,390,572.98)
OO : Relevant and quality tertiary education ensured to	3100000000000000	15,051,434.26	0.00	15,051,434.26	11,219,073.01	2,026,238.53	0.00	0.00	13,245,311.54	4,655,223.75	19,874,573.38	0.00	0.00	24,529,797.13	1,806,122.72	0.00	(11,284,485.59)
HIGHER EDUCATION PROGRAM	3101000000000000	15,051,434.26	0.00	15,051,434.26	11,219,073.01	2,026,238.53	0.00	0.00	13,245,311.54	4,655,223.75	19,874,573.38	0.00	0.00	24,529,797.13	1,806,122.72	0.00	(11,284,485.59)
Provision of Higher Education Services	3101001000010000	15,051,434.26	0.00	15,051,434.26	11,219,073.01	2,026,238.53	0.00	0.00	13,245,311.54	4,655,223.75	19,874,573.38	0.00	0.00	24,529,797.13	1,806,122.72	0.00	(11,284,485.59)
PS		1,079,466.24	0.00	1,079,466.24	743,201.62	151,004.50	0.00	0.00	894,206.12	171,143.48	1,858,231.55	0.00	0.00	2,029,375.03	185,260.12	0.00	(1,135,168.91)
MOOE		13,971,968.02	0.00	13,971,968.02	10,475,871.39	1,875,234.03	0.00	0.00	12,351,105.42	4,484,080.27	18,016,341.83	0.00	0.00	22,500,422.10	1,620,862.60	0.00	(10,149,316.68)

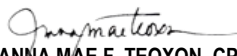
STATEMENT OF APPROVED BUDGET, UTILIZATIONS, DISBURSEMENTS AND BALANCES
 (For Off-Budgetary Funds)
 As at the Quarter Ending June 30, 2023

Department : State Universities and Colleges (SUCs)
 Agency/Entity : Davao Oriental State University
 Operating Unit : < not applicable >
 Organization Code (UACS) : 08 097 0000000
 Fund Cluster : 05 - Internally Generated Funds
 (e.g. UACS Fund Cluster: 05-Internally Generated Funds and 06-Business Related Funds)


Particulars	UACS CODE	Approved Budget			Utilizations					Disbursements					Balances		
		Approved Budgeted Revenue	Adjustments (Reductions, Modifications/)	Adjusted Budgeted Revenue	1st Quarter Ending March 31	2nd Quarter Ending June 30	3rd Quarter Ending Sep	4th Quarter Ending Dec	Total	1st Quarter Ending March 31	2nd Quarter Ending June 30	3rd Quarter Ending Sept	4th Quarter Ending Dec	Total	Unutilized Budget	Unpaid Obligations (10-15)=(17+18)	
																Due and Demandable	Not Yet Due and Demandable
1	2	3	4	5=[(3+(-)4)]	6	7	8	9	10=(6+7+8+9)	11	12	13	14	15=(11+12+13+14)	16=(5-10)	17	18
OO : Higher education research improved to promote	3200000000	3,010,286.86	0.00	3,010,286.86	948,988.40	941,160.61	0.00	0.00	1,890,149.01	164,281.48	378,648.89	0.00	0.00	542,930.37	1,120,137.85	0.00	1,347,218.64
RESEARCH PROGRAM	3202000000	3,010,286.86	0.00	3,010,286.86	948,988.40	941,160.61	0.00	0.00	1,890,149.01	164,281.48	378,648.89	0.00	0.00	542,930.37	1,120,137.85	0.00	1,347,218.64
Conduct of Research Services	3202001000	3,010,286.86	0.00	3,010,286.86	948,988.40	941,160.61	0.00	0.00	1,890,149.01	164,281.48	378,648.89	0.00	0.00	542,930.37	1,120,137.85	0.00	1,347,218.64
PS		358,799.36	0.00	358,799.36	170,273.19	85,000.00	0.00	0.00	255,273.19	0.00	0.00	0.00	0.00	0.00	103,526.17	0.00	255,273.19
MOOE		2,651,487.50	0.00	2,651,487.50	778,715.21	856,160.61	0.00	0.00	1,634,875.82	164,281.48	378,648.89	0.00	0.00	542,930.37	1,016,611.68	0.00	1,091,945.45
OO : Community engagement increased	3300000000	3,010,286.86	0.00	3,010,286.86	293,037.64	1,356,926.33	0.00	0.00	1,649,963.97	32,250.00	71,020.00	0.00	0.00	103,270.00	1,360,322.89	0.00	1,546,693.97
TECHNICAL ADVISORY EXTENSION PROGRAM	3301000000	3,010,286.86	0.00	3,010,286.86	293,037.64	1,356,926.33	0.00	0.00	1,649,963.97	32,250.00	71,020.00	0.00	0.00	103,270.00	1,360,322.89	0.00	1,546,693.97
Provision of Extension Services	3301001000	3,010,286.86	0.00	3,010,286.86	293,037.64	1,356,926.33	0.00	0.00	1,649,963.97	32,250.00	71,020.00	0.00	0.00	103,270.00	1,360,322.89	0.00	1,546,693.97
PS		358,799.36	0.00	358,799.36	53,012.35	208,393.60	0.00	0.00	261,405.95	0.00	0.00	0.00	0.00	0.00	97,393.41	0.00	261,405.95
MOOE		2,651,487.50	0.00	2,651,487.50	240,025.29	1,148,532.73	0.00	0.00	1,388,558.02	32,250.00	71,020.00	0.00	0.00	103,270.00	1,262,929.48	0.00	1,285,288.02
Sub-Total, Operations		21,072,007.98	0.00	21,072,007.98	12,461,099.05	4,324,325.47	0.00	0.00	16,785,424.52	4,851,755.23	20,324,242.27	0.00	0.00	25,175,997.50	4,286,583.46	0.00	(8,390,572.98)
PS		1,797,064.96	0.00	1,797,064.96	966,487.16	444,398.10	0.00	0.00	1,410,885.26	171,143.48	1,858,231.55	0.00	0.00	2,029,375.03	386,179.70	0.00	(618,489.77)
MOOE		19,274,943.02	0.00	19,274,943.02	11,494,611.89	3,879,927.37	0.00	0.00	15,374,539.26	4,680,611.75	18,466,010.72	0.00	0.00	23,146,622.47	3,900,403.76	0.00	(7,772,083.21)
FinEx (if Applicable)		0.00	0.00	0.00	0.00	0.00	0.00	0.00	0.00	0.00	0.00	0.00	0.00	0.00	0.00	0.00	0.00
CO		0.00	0.00	0.00	0.00	0.00	0.00	0.00	0.00	0.00	0.00	0.00	0.00	0.00	0.00	0.00	0.00
GRAND TOTAL		102,396,292.65	0.00	102,396,292.65	27,897,557.66	37,342,783.88	0.00	0.00	65,240,341.54	11,654,419.19	47,299,400.02	0.00	0.00	58,953,819.21	37,155,951.11	0.00	6,286,522.33
PS		2,299,882.60	0.00	2,299,882.60	1,110,549.85	779,282.41	0.00	0.00	1,889,832.26	237,893.92	2,026,784.17	0.00	0.00	2,264,678.09	410,050.34	0.00	(374,845.83)
MOOE		100,096,410.05	0.00	100,096,410.05	26,787,007.81	36,563,501.47	0.00	0.00	63,350,509.28	11,416,525.27	45,272,615.85	0.00	0.00	56,689,141.12	36,745,900.77	0.00	6,661,368.16
CO		0.00	0.00	0.00	0.00	0.00	0.00	0.00	0.00	0.00	0.00	0.00	0.00	0.00	0.00	0.00	0.00

Certified Correct:



RHIO D. GALLEGO
 Budget Officer II


ANNA MAE F. TEOXON, CPA
 Accountant II

Recommending Approval


MARIA LUISA S. TALABOC
 Supervising Administrative Officer

Approved by:


ROY G. PONCE, Ed.D
 SUC PRESIDENT III