

MONTHLY REPORT OF DISBURSEMENTS

For the month of January 2023


Department : State Universities and Colleges (SUCs)
 Agency/Entity : Davao Oriental State University
 Operating Unit : < not applicable >
 Organization Code (UACS) : 08 097 0000000
 Fund Cluster : 01 Regular Agency Fund

Particulars	Current Year Budget					Prior Year's Budget											SUB-TOTAL	Trust Liabilities				Grand Total					Remarks			
	PS	MOOE	FinEx	CO	TOTAL	Prior Year's Accounts Payable					Current Year's Accounts Payable					TOTAL		PS	MO	CO	TOTAL	PS	MOOE	Fin Ex	CO	TOTAL				
						PS	MOOE	FinEx	CO	Sub-Total	PS	MOOE	FinE	CO	Sub-															
1	2	3	4	5	6=(2+3+4+5)	7	8	9	10	11=(7+8+9+10)	12	13	14	15	16=(1	17=(11+16)	18=(6+17)	19	20	21	22=(19+2	23	24	25	26	27=(23+24+25+2	28			
CASH DISBURSEMENTS	8,687,092.83	1,845,223.17	0.00	0.00	10,532,316.00	78,249.91	150,061.32	0.00	0.00	228,311.23	0.00	0.00	0.00	0.00	0.00	228,311.23	10,760,627.23	0.00	0.00	0.00	0.00	8,765,342.74	1,995,284.49	0.00	0.00	10,760,627.23				
Notice of Cash Allocation (NCA)	8,687,092.83	1,845,223.17	0.00	0.00	10,532,316.00	78,249.91	150,061.32	0.00	0.00	228,311.23	0.00	0.00	0.00	0.00	0.00	228,311.23	10,760,627.23	0.00	0.00	0.00	0.00	8,765,342.74	1,995,284.49	0.00	0.00	10,760,627.23				
MDS Checks Issued	137,429.91	1,542,856.17	0.00	0.00	1,680,286.08	0.00	0.00	0.00	0.00	0.00	0.00	0.00	0.00	0.00	0.00	0.00	1,680,286.08	0.00	0.00	0.00	0.00	137,429.91	1,542,856.17	0.00	0.00	1,680,286.08				
Advice to Debit Account	8,549,662.92	302,367.00	0.00	0.00	8,852,029.92	78,249.91	150,061.32	0.00	0.00	228,311.23	0.00	0.00	0.00	0.00	0.00	228,311.23	9,080,341.15	0.00	0.00	0.00	0.00	8,627,912.83	452,428.32	0.00	0.00	9,080,341.15				
Notice of Transfer Allocations (NTA)	0.00	0.00	0.00	0.00	0.00	0.00	0.00	0.00	0.00	0.00	0.00	0.00	0.00	0.00	0.00	0.00	0.00	0.00	0.00	0.00	0.00	0.00	0.00	0.00	0.00	0.00	0.00			
MDS Checks Issued	0.00	0.00	0.00	0.00	0.00	0.00	0.00	0.00	0.00	0.00	0.00	0.00	0.00	0.00	0.00	0.00	0.00	0.00	0.00	0.00	0.00	0.00	0.00	0.00	0.00	0.00	0.00	0.00		
Advice to Debit Account	0.00	0.00	0.00	0.00	0.00	0.00	0.00	0.00	0.00	0.00	0.00	0.00	0.00	0.00	0.00	0.00	0.00	0.00	0.00	0.00	0.00	0.00	0.00	0.00	0.00	0.00	0.00	0.00		
Working Fund for FAPs	0.00	0.00	0.00	0.00	0.00	0.00	0.00	0.00	0.00	0.00	0.00	0.00	0.00	0.00	0.00	0.00	0.00	0.00	0.00	0.00	0.00	0.00	0.00	0.00	0.00	0.00	0.00	0.00	0.00	
Cash Disbursement Ceiling (CDC)	0.00	0.00	0.00	0.00	0.00	0.00	0.00	0.00	0.00	0.00	0.00	0.00	0.00	0.00	0.00	0.00	0.00	0.00	0.00	0.00	0.00	0.00	0.00	0.00	0.00	0.00	0.00	0.00	0.00	
TOTAL CASH DISBURSEMENTS	8,687,092.83	1,845,223.17	0.00	0.00	10,532,316.00	78,249.91	150,061.32	0.00	0.00	228,311.23	0.00	0.00	0.00	0.00	0.00	228,311.23	10,760,627.23	0.00	0.00	0.00	0.00	8,765,342.74	1,995,284.49	0.00	0.00	10,760,627.23				
NON-CASH DISBURSEMENTS	740,152.36	42.00	0.00	0.00	740,194.36	0.00	8,912.40	0.00	0.00	8,912.40	0.00	0.00	0.00	0.00	0.00	8,912.40	749,106.76	0.00	0.00	0.00	0.00	740,152.36	8,954.40	0.00	0.00	749,106.76				
Tax Remittance Advices Issued (TRA)	740,152.36	42.00	0.00	0.00	740,194.36	0.00	8,912.40	0.00	0.00	8,912.40	0.00	0.00	0.00	0.00	0.00	8,912.40	749,106.76	0.00	0.00	0.00	0.00	740,152.36	8,954.40	0.00	0.00	749,106.76				
Non-Cash Availment Authority (NCAA)	0.00	0.00	0.00	0.00	0.00	0.00	0.00	0.00	0.00	0.00	0.00	0.00	0.00	0.00	0.00	0.00	0.00	0.00	0.00	0.00	0.00	0.00	0.00	0.00	0.00	0.00	0.00	0.00		
Disbursements effected through outright	0.00	0.00	0.00	0.00	0.00	0.00	0.00	0.00	0.00	0.00	0.00	0.00	0.00	0.00	0.00	0.00	0.00	0.00	0.00	0.00	0.00	0.00	0.00	0.00	0.00	0.00	0.00	0.00	0.00	
Overpayment of expenses(e.g.	0.00	0.00	0.00	0.00	0.00	0.00	0.00	0.00	0.00	0.00	0.00	0.00	0.00	0.00	0.00	0.00	0.00	0.00	0.00	0.00	0.00	0.00	0.00	0.00	0.00	0.00	0.00	0.00	0.00	
Restitution for loss of government	0.00	0.00	0.00	0.00	0.00	0.00	0.00	0.00	0.00	0.00	0.00	0.00	0.00	0.00	0.00	0.00	0.00	0.00	0.00	0.00	0.00	0.00	0.00	0.00	0.00	0.00	0.00	0.00	0.00	
Liquidated damages and similar	0.00	0.00	0.00	0.00	0.00	0.00	0.00	0.00	0.00	0.00	0.00	0.00	0.00	0.00	0.00	0.00	0.00	0.00	0.00	0.00	0.00	0.00	0.00	0.00	0.00	0.00	0.00	0.00	0.00	
Others(TEF, BTr-Documentary Stamp	0.00	0.00	0.00	0.00	0.00	0.00	0.00	0.00	0.00	0.00	0.00	0.00	0.00	0.00	0.00	0.00	0.00	0.00	0.00	0.00	0.00	0.00	0.00	0.00	0.00	0.00	0.00	0.00	0.00	
TOTAL NON-CASH DISBURSEMENTS	740,152.36	42.00	0.00	0.00	740,194.36	0.00	8,912.40	0.00	0.00	8,912.40	0.00	0.00	0.00	0.00	0.00	8,912.40	749,106.76	0.00	0.00	0.00	0.00	740,152.36	8,954.40	0.00	0.00	749,106.76				
GRAND TOTAL	9,427,245.19	1,845,265.17	0.00	0.00	11,272,510.36	78,249.91	158,973.72	0.00	0.00	237,223.63	0.00	0.00	0.00	0.00	0.00	237,223.63	11,509,733.99	0.00	0.00	0.00	0.00	9,505,495.10	2,004,238.89	0.00	0.00	11,509,733.99				

SUMMARY

Particulars	Previous (2)	This Month (3)	As at Date (4)
Total Disbursement Authorities Received	0.00	15,672,106.76	15,672,106.76
NCA	0.00	14,923,000.00	14,923,000.00
NTA	0.00	0.00	0.00
Working Fund	0.00	0.00	0.00
TRA	0.00	749,106.76	749,106.76
CDC	0.00	0.00	0.00
NCAA	0.00	0.00	0.00
Less: Notice of Transfer of Allocations (NTA)* issued	0.00	0.00	0.00
Total Disbursement Authorities Available	0.00	15,672,106.76	15,672,106.76
Less:	0.00	0.00	0.00
Lapsed NCA	0.00	0.00	0.00
Disbursements	0.00	11,509,733.99	11,509,733.99
Less: Other Non-Cash Disbursements	0.00	0.00	0.00
Disbursements effected through outright deductions from claims	0.00	0.00	0.00
Overpayment of expenses(e.g. personnel benefits)	0.00	0.00	0.00
Restitution for loss of government property	0.00	0.00	0.00
Liquidated damages and similar claims	0.00	0.00	0.00
Others (e.g. TEF, BTr, Docs Stamp, etc.)	0.00	0.00	0.00
Add/Less: Adjustments (e.g. cancelled/staled checks)	0.00	0.00	0.00
Balance of Disbursement Authorities as at date	0.00	4,162,372.77	4,162,372.77
Total Disbursements Program	0.00	0.00	0.00
Less: *Actual Disbursements	0.00	0.00	0.00
(Over)/Under spending	0.00	0.00	0.00

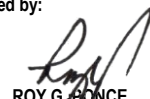
Certified Correct:


 ERLINDA B. PATOSA
 Chief Accountant

Recommending Approval


 MA. CECILIA L. CATUBIG
 Finance Director

Approved by:


 ROY G. PONCE
 SUC President III

Notes: * The use of NTA is discouraged
 Notes: ** Amounts should tally with the grand total disbursemnt (column

MONTHLY REPORT OF DISBURSEMENTS
For the month of February 2023

Department : State Universities and Colleges (SUCs)
 Agency/Entity : Davao Oriental State University
 Operating Unit : < not applicable >
 Organization Code (UACS) : 08 097 0000000
 Fund Cluster : 01 Regular Agency Fund

Particulars	Current Year Budget					Prior Year's Budget											SUB-TOTAL	Trust Liabilities				Grand Total					Remarks	
	PS	MOOE	FinEx	CO	TOTAL	Prior Year's Accounts Payable					Current Year's Accounts							PS	MOOE	CO	TOTAL	PS	MOOE	FinEx	CO	TOTAL		
						PS	MOOE	FinEx	CO	Sub-Total	PS	MOOE	FinEx	CO	Sub-Total	PS												MOOE
1	2	3	4	5	6=(2+3+4+5)	7	8	9	10	11=(7+8+9+10)	12	13	14	15	16=(12+13+14+15)	17=(11+16)	18=(6+17)	19	20	21	22=(19+20+21)	23	24	25	26	27=(23+24+25+26)	28	
CASH DISBURSEMENTS	6,409,098.79	14,132,895.79	0.00	0.00	20,541,994.58	0.00	10,978.57	0.00	1,381,845.07	1,392,823.64	0.00	0.00	0.00	0.00	0.00	1,392,823.64	21,934,818.22	0.00	0.00	0.00	0.00	6,409,098.79	14,143,874.36	0.00	1,381,845.07	21,934,818.22		
Notice of Cash Allocation (NCA)	6,409,098.79	14,132,895.79	0.00	0.00	20,541,994.58	0.00	10,978.57	0.00	1,381,845.07	1,392,823.64	0.00	0.00	0.00	0.00	0.00	1,392,823.64	21,934,818.22	0.00	0.00	0.00	0.00	6,409,098.79	14,143,874.36	0.00	1,381,845.07	21,934,818.22		
MDS Checks Issued	137,289.91	162,640.00	0.00	0.00	299,929.91	0.00	0.00	0.00	0.00	0.00	0.00	0.00	0.00	0.00	0.00	0.00	299,929.91	0.00	0.00	0.00	0.00	137,289.91	162,640.00	0.00	0.00	299,929.91		
Advice to Debit Account	6,271,808.88	13,970,255.79	0.00	0.00	20,242,064.67	0.00	10,978.57	0.00	1,381,845.07	1,392,823.64	0.00	0.00	0.00	0.00	0.00	1,392,823.64	21,634,888.31	0.00	0.00	0.00	0.00	6,271,808.88	13,981,234.36	0.00	1,381,845.07	21,634,888.31		
Notice of Transfer Allocations (NTA)	0.00	0.00	0.00	0.00	0.00	0.00	0.00	0.00	0.00	0.00	0.00	0.00	0.00	0.00	0.00	0.00	0.00	0.00	0.00	0.00	0.00	0.00	0.00	0.00	0.00	0.00	0.00	
MDS Checks Issued	0.00	0.00	0.00	0.00	0.00	0.00	0.00	0.00	0.00	0.00	0.00	0.00	0.00	0.00	0.00	0.00	0.00	0.00	0.00	0.00	0.00	0.00	0.00	0.00	0.00	0.00	0.00	0.00
Advice to Debit Account	0.00	0.00	0.00	0.00	0.00	0.00	0.00	0.00	0.00	0.00	0.00	0.00	0.00	0.00	0.00	0.00	0.00	0.00	0.00	0.00	0.00	0.00	0.00	0.00	0.00	0.00	0.00	0.00
Working Fund for FAPs	0.00	0.00	0.00	0.00	0.00	0.00	0.00	0.00	0.00	0.00	0.00	0.00	0.00	0.00	0.00	0.00	0.00	0.00	0.00	0.00	0.00	0.00	0.00	0.00	0.00	0.00	0.00	0.00
Cash Disbursement Ceiling (CDC)	0.00	0.00	0.00	0.00	0.00	0.00	0.00	0.00	0.00	0.00	0.00	0.00	0.00	0.00	0.00	0.00	0.00	0.00	0.00	0.00	0.00	0.00	0.00	0.00	0.00	0.00	0.00	0.00
TOTAL CASH DISBURSEMENTS	6,409,098.79	14,132,895.79	0.00	0.00	20,541,994.58	0.00	10,978.57	0.00	1,381,845.07	1,392,823.64	0.00	0.00	0.00	0.00	0.00	1,392,823.64	21,934,818.22	0.00	0.00	0.00	0.00	6,409,098.79	14,143,874.36	0.00	1,381,845.07	21,934,818.22		
NON-CASH DISBURSEMENTS	672,054.47	25,340.53	0.00	0.00	697,395.00	0.00	621.43	0.00	82,443.38	83,064.81	0.00	0.00	0.00	0.00	0.00	83,064.81	780,459.81	0.00	0.00	0.00	0.00	672,054.47	25,961.96	0.00	82,443.38	780,459.81		
Tax Remittance Advices Issued	672,054.47	25,340.53	0.00	0.00	697,395.00	0.00	621.43	0.00	82,443.38	83,064.81	0.00	0.00	0.00	0.00	0.00	83,064.81	780,459.81	0.00	0.00	0.00	0.00	672,054.47	25,961.96	0.00	82,443.38	780,459.81		
Non-Cash Availment Authority	0.00	0.00	0.00	0.00	0.00	0.00	0.00	0.00	0.00	0.00	0.00	0.00	0.00	0.00	0.00	0.00	0.00	0.00	0.00	0.00	0.00	0.00	0.00	0.00	0.00	0.00	0.00	0.00
Disbursements effected through	0.00	0.00	0.00	0.00	0.00	0.00	0.00	0.00	0.00	0.00	0.00	0.00	0.00	0.00	0.00	0.00	0.00	0.00	0.00	0.00	0.00	0.00	0.00	0.00	0.00	0.00	0.00	0.00
Overpayment of expenses(e.g.	0.00	0.00	0.00	0.00	0.00	0.00	0.00	0.00	0.00	0.00	0.00	0.00	0.00	0.00	0.00	0.00	0.00	0.00	0.00	0.00	0.00	0.00	0.00	0.00	0.00	0.00	0.00	0.00
Restitution for loss of government	0.00	0.00	0.00	0.00	0.00	0.00	0.00	0.00	0.00	0.00	0.00	0.00	0.00	0.00	0.00	0.00	0.00	0.00	0.00	0.00	0.00	0.00	0.00	0.00	0.00	0.00	0.00	0.00
Liquidated damages and similar	0.00	0.00	0.00	0.00	0.00	0.00	0.00	0.00	0.00	0.00	0.00	0.00	0.00	0.00	0.00	0.00	0.00	0.00	0.00	0.00	0.00	0.00	0.00	0.00	0.00	0.00	0.00	0.00
Others(TEF, BTr-Documentary	0.00	0.00	0.00	0.00	0.00	0.00	0.00	0.00	0.00	0.00	0.00	0.00	0.00	0.00	0.00	0.00	0.00	0.00	0.00	0.00	0.00	0.00	0.00	0.00	0.00	0.00	0.00	0.00
TOTAL NON-CASH	672,054.47	25,340.53	0.00	0.00	697,395.00	0.00	621.43	0.00	82,443.38	83,064.81	0.00	0.00	0.00	0.00	0.00	83,064.81	780,459.81	0.00	0.00	0.00	0.00	672,054.47	25,961.96	0.00	82,443.38	780,459.81		
GRAND TOTAL	7,081,153.26	14,158,236.32	0.00	0.00	21,239,389.58	0.00	11,600.00	0.00	1,464,288.45	1,475,888.45	0.00	0.00	0.00	0.00	0.00	1,475,888.45	22,715,278.03	0.00	0.00	0.00	0.00	7,081,153.26	14,169,836.32	0.00	1,464,288.45	22,715,278.03		

SUMMARY

Particulars	Previous Report	This Month	As at Date
(1)	(2)	(3)	(4)
Total Disbursement Authorities Received	15,672,106.76	24,915,816.81	40,587,923.57
NCA	14,923,000.00	24,135,357.00	39,058,357.00
NTA	0.00	0.00	0.00
Working Fund	0.00	0.00	0.00
TRA	749,106.76	780,459.81	1,529,566.57
CDC	0.00	0.00	0.00
NCAA	0.00	0.00	0.00
Less: Notice of Transfer of Allocations (NTA)* issued	0.00	0.00	0.00
Total Disbursement Authorities Available	15,672,106.76	24,915,816.81	40,587,923.57
Less:	0.00	0.00	0.00
Lapsed NCA	0.00	0.00	0.00
Disbursements	11,509,733.99	22,715,278.03	34,225,012.02
Less: Other Non-Cash Disbursements	0.00	0.00	0.00
Disbursements effected through outright deductions from claims	0.00	0.00	0.00
Overpayment of expenses(e.g. personnel benefits)	0.00	0.00	0.00
Restitution for loss of government property	0.00	0.00	0.00
Liquidated damages and similar claims	0.00	0.00	0.00
Others (e.g. TEF, BTr, Docs Stamp, etc.)	0.00	0.00	0.00
Add/Less: Adjustments (e.g. cancelled/staled checks)	0.00	0.00	0.00
Balance of Disbursement Authorities as at date	4,162,372.77	2,200,538.78	6,362,911.55
Total Disbursements Program	0.00	0.00	0.00
Less: *Actual Disbursements	0.00	0.00	0.00
(Over)/Under spending	0.00	0.00	0.00


Certified Correct:


ERLINDA B. PATOSA
 Chief Accountant

Recommending Approval


MA. CECILIA L. CATUBIG
 Finance Director

Approved by:


ROY G. PONCE
 SUC President III

Notes: * The use of NTA is discouraged
 Notes: ** Amounts should tally with the grand total disbursement

MONTHLY REPORT OF DISBURSEMENTS
For the month of March 2023

Department : State Universities and Colleges (SUCs)
 Agency/Entity : Davao Oriental State University
 Operating Unit : < not applicable >
 Organization Code (UACS) : 08 097 0000000
 Fund Cluster : 01 Regular Agency Fund

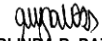
Particulars	Current Year Budget					Prior Year's Budget											SUB-TOTAL	Trust Liabilities				Grand Total					Remarks
	PS	MOOE	Fin Ex	CO	TOTAL	Prior Year's Accounts Payable					Current Year's Accounts Payable							PS	MOOE	C O	TOTAL	PS	MOOE	Fin Ex	CO	TOTAL	
						PS	MOOE	FIN Ex	CO	Sub-Total	PS	MOOE	FIN Ex	CO	Sub-Total	PS											
1	2	3	4	5	6=(2+3+4+5)	7	8	9	10	11=(7+8+9+10)	12	13	14	15	16=(12+13+14+15)	17=(11+16)	18=(6+17)	19	20	21	22=(19+20+21)	23	24	25	26	27=(23+24+25+26)	28
CASH DISBURSEMENTS	9,755,179.42	2,793,255.62	0.00	3,122,098.33	15,670,533.37	61,095.83	23,651.33	0.00	1,962,468.76	2,047,215.92	0.00	0.00	0.00	0.00	0.00	2,047,215.92	17,717,749.29	0.00	0.00	0.00	0.00	9,816,275.25	2,816,906.95	0.00	5,084,567.09	17,717,749.29	
Notice of Cash Allocation (NCA)	9,755,179.42	2,793,255.62	0.00	3,122,098.33	15,670,533.37	61,095.83	23,651.33	0.00	1,962,468.76	2,047,215.92	0.00	0.00	0.00	0.00	0.00	2,047,215.92	17,717,749.29	0.00	0.00	0.00	0.00	9,816,275.25	2,816,906.95	0.00	5,084,567.09	17,717,749.29	
MDS Checks Issued	43,470.00	55,792.00	0.00	0.00	99,262.00	0.00	1,967.81	0.00	0.00	1,967.81	0.00	0.00	0.00	0.00	0.00	1,967.81	101,229.81	0.00	0.00	0.00	0.00	43,470.00	57,759.81	0.00	0.00	101,229.81	
Advice to Debit Account	9,711,709.42	2,737,463.62	0.00	3,122,098.33	15,571,271.37	61,095.83	21,683.52	0.00	1,962,468.76	2,045,248.11	0.00	0.00	0.00	0.00	0.00	2,045,248.11	17,616,519.48	0.00	0.00	0.00	0.00	9,772,805.25	2,759,147.14	0.00	5,084,567.09	17,616,519.48	
Notice of Transfer Allocations (NTA)	0.00	0.00	0.00	0.00	0.00	0.00	0.00	0.00	0.00	0.00	0.00	0.00	0.00	0.00	0.00	0.00	0.00	0.00	0.00	0.00	0.00	0.00	0.00	0.00	0.00	0.00	0.00
MDS Checks Issued	0.00	0.00	0.00	0.00	0.00	0.00	0.00	0.00	0.00	0.00	0.00	0.00	0.00	0.00	0.00	0.00	0.00	0.00	0.00	0.00	0.00	0.00	0.00	0.00	0.00	0.00	0.00
Advice to Debit Account	0.00	0.00	0.00	0.00	0.00	0.00	0.00	0.00	0.00	0.00	0.00	0.00	0.00	0.00	0.00	0.00	0.00	0.00	0.00	0.00	0.00	0.00	0.00	0.00	0.00	0.00	0.00
Working Fund for FAPs	0.00	0.00	0.00	0.00	0.00	0.00	0.00	0.00	0.00	0.00	0.00	0.00	0.00	0.00	0.00	0.00	0.00	0.00	0.00	0.00	0.00	0.00	0.00	0.00	0.00	0.00	0.00
Cash Disbursement Ceiling (CDC)	0.00	0.00	0.00	0.00	0.00	0.00	0.00	0.00	0.00	0.00	0.00	0.00	0.00	0.00	0.00	0.00	0.00	0.00	0.00	0.00	0.00	0.00	0.00	0.00	0.00	0.00	0.00
TOTAL CASH DISBURSEMENTS	9,755,179.42	2,793,255.62	0.00	3,122,098.33	15,670,533.37	61,095.83	23,651.33	0.00	1,962,468.76	2,047,215.92	0.00	0.00	0.00	0.00	0.00	2,047,215.92	17,717,749.29	0.00	0.00	0.00	0.00	9,816,275.25	2,816,906.95	0.00	5,084,567.09	17,717,749.29	
NON-CASH DISBURSEMENTS	1,430,693.40	67,390.84	0.00	343,606.24	1,841,690.48	8,020.83	1,256.19	0.00	0.00	9,277.02	0.00	0.00	0.00	0.00	0.00	9,277.02	1,850,967.50	0.00	0.00	0.00	0.00	1,438,714.23	68,647.03	0.00	343,606.24	1,850,967.50	
Tax Remittance Advices Issued (TRA)	1,430,693.40	67,390.84	0.00	343,606.24	1,841,690.48	8,020.83	1,256.19	0.00	0.00	9,277.02	0.00	0.00	0.00	0.00	0.00	9,277.02	1,850,967.50	0.00	0.00	0.00	0.00	1,438,714.23	68,647.03	0.00	343,606.24	1,850,967.50	
Non-Cash Availment Authority (NCAA)	0.00	0.00	0.00	0.00	0.00	0.00	0.00	0.00	0.00	0.00	0.00	0.00	0.00	0.00	0.00	0.00	0.00	0.00	0.00	0.00	0.00	0.00	0.00	0.00	0.00	0.00	0.00
Disbursements effected through	0.00	0.00	0.00	0.00	0.00	0.00	0.00	0.00	0.00	0.00	0.00	0.00	0.00	0.00	0.00	0.00	0.00	0.00	0.00	0.00	0.00	0.00	0.00	0.00	0.00	0.00	0.00
Overpayment of expenses(e.g.	0.00	0.00	0.00	0.00	0.00	0.00	0.00	0.00	0.00	0.00	0.00	0.00	0.00	0.00	0.00	0.00	0.00	0.00	0.00	0.00	0.00	0.00	0.00	0.00	0.00	0.00	0.00
Restitution for loss of government	0.00	0.00	0.00	0.00	0.00	0.00	0.00	0.00	0.00	0.00	0.00	0.00	0.00	0.00	0.00	0.00	0.00	0.00	0.00	0.00	0.00	0.00	0.00	0.00	0.00	0.00	0.00
Liquidated damages and similar	0.00	0.00	0.00	0.00	0.00	0.00	0.00	0.00	0.00	0.00	0.00	0.00	0.00	0.00	0.00	0.00	0.00	0.00	0.00	0.00	0.00	0.00	0.00	0.00	0.00	0.00	0.00
Others(TEF, BTr-Documentary Stamp	0.00	0.00	0.00	0.00	0.00	0.00	0.00	0.00	0.00	0.00	0.00	0.00	0.00	0.00	0.00	0.00	0.00	0.00	0.00	0.00	0.00	0.00	0.00	0.00	0.00	0.00	0.00
TOTAL NON-CASH DISBURSEMENTS	1,430,693.40	67,390.84	0.00	343,606.24	1,841,690.48	8,020.83	1,256.19	0.00	0.00	9,277.02	0.00	0.00	0.00	0.00	0.00	9,277.02	1,850,967.50	0.00	0.00	0.00	0.00	1,438,714.23	68,647.03	0.00	343,606.24	1,850,967.50	
GRAND TOTAL	11,185,872.82	2,860,646.46	0.00	3,465,704.57	17,512,223.85	69,116.66	24,907.52	0.00	1,962,468.76	2,056,492.94	0.00	0.00	0.00	0.00	0.00	2,056,492.94	19,568,716.79	0.00	0.00	0.00	0.00	11,254,989.48	2,885,553.98	0.00	5,428,173.33	19,568,716.79	

SUMMARY

Particulars (1)	Previous Report (2)	This Month (3)	As at Date (4)
Total Disbursement Authorities Received	40,587,923.57	13,217,967.50	53,805,891.07
NCA	39,058,357.00	11,367,000.00	50,425,357.00
NTA	0.00	0.00	0.00
Working Fund	0.00	0.00	0.00
TRA	1,529,566.57	1,850,967.50	3,380,534.07
CDC	0.00	0.00	0.00
NCAA	0.00	0.00	0.00
Less: Notice of Transfer of Allocations (NTA)* issued	0.00	0.00	0.00
Total Disbursement Authorities Available	40,587,923.57	13,217,967.50	53,805,891.07
Less:	0.00	0.00	0.00
Lapsed NCA	0.00	0.00	0.00
Disbursements	34,225,012.02	19,568,716.79	53,793,728.81
Less: Other Non-Cash Disbursements	0.00	0.00	0.00
Disbursements effected through outright deductions from claims	0.00	0.00	0.00
Overpayment of expenses(e.g. personnel benefits)	0.00	0.00	0.00
Restitution for loss of government property	0.00	0.00	0.00
Liquidated damages and similar claims	0.00	0.00	0.00
Others (e.g. TEF, BTr, Docs Stamp, etc.)	0.00	0.00	0.00
Add/Less: Adjustments (e.g. cancelled/staled checks)	0.00	0.00	0.00
Balance of Disbursement Authorities as at date	6,362,911.55	(6,350,749.29)	12,162.26
Total Disbursements Program	0.00	0.00	0.00
Less: *Actual Disbursements	0.00	0.00	0.00
(Over)/Under spending	0.00	0.00	0.00

Notes: * The use of NTA is discouraged
 Notes: ** Amounts should tally with the grand total disbursemnt (column


Certified Correct:


ERLINDA B. PATOSA
 Chief Accountant

Recommending Approval


MA. CECILIA L. CATUBIG
 Finance Director

Approved by:


ROY G. PONCE, Ed.D
 SUC President III